



# ABOVE AND BELOW GROUND

## TRADE PRICE LIST

MARCH 2021

## Marley Rainwater

Profile selector .....	3
Deepflow.....	4
Clip-master.....	4-5
68mm circular downpipe .....	5-6
Flowline .....	6
Regency.....	7
65mm square downpipe .....	8
Deepflow150.....	9
82mm circular downpipe .....	9
112mm Foundry finish.....	10
125mm Foundry finish.....	10
68mm downpipe Foundry finish .....	11
Highflo.....	12
110mm downpipe.....	12-13
Stormflo .....	14
160mm downpipe.....	15
Ancillary items .....	16-17
PVCu flat roof outlets/Hopper heads .....	18

## Marley Waste

Product selector .....	19
Solvent waste PVC-c.....	20-21
Solvent waste ABS.....	21-22
Push-fit waste polypropylene .....	22
PVCu overflow system.....	23
Ancillary items .....	23

## Marley Soil

Product selector .....	25
Push-fit soil .....	26-27
Solvent soil .....	28-30
Foundry finish soil .....	32
HDPE drainage.....	33-37
dBlue acoustic drainage.....	38-39
WC connectors.....	39
Universal push-fit WC connectors.....	39
WC manifold components .....	40
PVCu floor outlets .....	40
Pipe support systems .....	40
Active drainage ventilation.....	41

## Multikwik .....

Traps .....	44-48
Compression waste.....	49-50
WC connectors .....	51-55
Floor drainage .....	56-58

## Marley Underground

Product selector .....	59
Solid wall drainage systems .....	60-61
Adoptable Inspection Chambers .....	62
Inspection Chambers .....	63
Solid wall drainage systems .....	64-65
Quantum structured wall drainage system .....	66-67
Large diameter quantum highway .....	68-69
Ancillary items.....	69
Flowloc control device .....	70

## Index.....

Advanced Life4 technology on four of the key profiles, coupled with the benefits of the Easyclip and notching capability combine to make the Marley rainwater range the most comprehensive available.



## Gutter profile selector

	Outlet	Colour
<b>Deepflow Semi-elliptical system</b> 	68mm 65mm	W B G BR AG
<b>Clip-master Nominal half round system</b> 	68mm 65mm	W B G BR AG
<b>Flowline Rectilinear system</b> 	68mm 65mm	W B BR AG
<b>Regency Profiled system</b> 	68mm 74mm	W B BR AG
<b>Deepflow150 High capacity semi-elliptical system</b> 	82mm	W B BR AG
<b>Highflo For super-sized roofs</b> 	110mm	B G
<b>Stormflo For super-sized roofs</b> 	160mm	B G

\* use RLE3 adaptor

Key to symbols and colours:  
 W White B Black G Grey AG Anthracite Grey BR Brown NU Neutral V Vandyke Brown  
 FF Foundry Finish PK Pack quantity (MOQ) CAD drawing available to download from marleypd.co.uk Kitemark certified product BBA certified product

Anthracite Grey  
 Colour Option  
 available in 5 profiles



## Life4 gutters and downpipes

- look better with high gloss levels
- for longer with stable colour retention levels of up to four times longer than standard PVCu rainwater systems







## Deepflow

### 110 x 75mm semi-elliptical system

	Size	Colour	Qty	Code	Price £
<b>GUTTER</b>					
	3m	W B G BR AG	5	<b>RGD3</b>	35.83
	4m	W B G BR AG	5	<b>RGD4</b>	47.73
<b>UNION BRACKET</b>					
		W B G BR AG	20	<b>RUD10</b>	14.40
		Adaptors to join different gutter profiles are available to order			78.82
<b>FASCIA BRACKET</b>					
		W B G BR AG	80	<b>RKD1</b>	3.81
		When used with 2 hole screw fixings, brackets meet the heavy class of BS EN 1462			
<b>ANGLES</b>					
	90°	W B G BR AG	20	<b>RAD10</b>	18.71
	45°	W B G BR AG	15	<b>RAD20</b>	28.09
		Special gutter angles are available to order. Please state angle required.			
		W B G BR AG		<b>RFB21</b>	94.51
<b>RUNNING OUTLET</b>					
		W B G BR AG	12	<b>ROD10</b>	17.08
		68mm circular spigot			
		W B G BR AG	12	<b>ROD11</b>	21.27
		82mm circular spigot			
<b>STOPEND OUTLET</b>					
		W B G BR AG	15	<b>ROD20</b>	15.00
		68mm circular spigot			
<b>EXTERNAL STOPEND</b>					
		W B G BR AG	40	<b>RED10</b>	9.21
<b>NOTCH ADAPTOR</b>					
		B	20	<b>RGNA1</b>	10.99
		To adapt fitting for notch jointing			

## Clip-master

### 112mm nominal half round system

	Size	Colour	Qty	Code	Price £
<b>GUTTER</b>					
	3m	B G BR AG	5	<b>RGC3</b>	31.57
	4m	W B G BR AG	5	<b>RGC4</b>	41.97
<b>UNION BRACKET</b>					
		W B G BR AG	15	<b>RUC1</b>	7.97
		Adaptors to join different gutter profiles are available to order			78.82
<b>FASCIA BRACKET</b>					
		W B G BR AG	50	<b>RKC1</b>	3.64
		When used with 2 hole screw fixings, brackets meet the heavy class of BS EN 1462			
<b>ANGLES</b>					
	90°	W B G BR AG	15	<b>RAC1</b>	14.76
	45°	W B G BR AG	10	<b>RAC2</b>	15.85
		Special gutter angles are available to order. Please state angle required.			
		W B G BR AG		<b>RFB104</b>	88.00
<b>RUNNING OUTLET</b>					
		W B G BR AG	15	<b>ROC1</b>	12.94
		68mm circular spigot			
<b>STOPEND OUTLET</b>					
		W B G BR AG	15	<b>ROC2</b>	12.94
		68mm circular spigot			
<b>EXTERNAL STOPEND</b>					
		W B G BR AG	20	<b>REC1</b>	6.46








## Clip-master

### 112mm nominal half round system

	Size	Colour	Qty	Code	Price £
<b>CLIP-MASTER TO FLOWLINE ADAPTOR</b>					
		W B BR	1	<b>RG2R</b>	25.82
		Other gutter adaptors are available to order			
					78.82
<b>NOTCH ADAPTOR</b>					
		B	20	<b>RGNA1</b>	10.99
		To adapt fitting for notch jointing			

## Circular downpipe

### 68mm system

	Size	Colour	Qty	Code	Price £
<b>PIPES</b>					
	2.5m	W B G BR AG	4	<b>RPH2525</b>	33.61
	3m	W B G BR AG	4	<b>RPH253</b>	37.27
	5.5m	W B G BR AG	4	<b>RPH2555</b>	67.68
<b>SOCKETS</b>					
<b>Loose pipe socket</b>					
		W B G BR AG	10	<b>RL25</b>	9.92
<b>Solvent weld pipe socket with push-fit seal</b>					
		W B AG	10	<b>RLR25</b>	16.35
<b>CLIPS</b>					
<b>One piece</b>					
		W B G BR AG	30	<b>RCZ253</b>	5.05
<b>Socket clip including nut and bolt</b>					
		W B G BR AG	20	<b>RC251</b>	4.11
<b>Pipe clip including nut and bolt</b>					
		W B G BR AG	20	<b>RC252</b>	4.11
<b>Backplate</b>					
		W B G BR AG	20	<b>RCB300</b>	2.58

## Circular downpipe

### 68mm system

	Size	Colour	Qty	Code	Price £
<b>BENDS</b>					
	67½°	W B G BR AG	25	<b>RNE255</b>	9.99
		Socket/push-fit spigot			
	87½°	W B G BR AG	25	<b>RB251</b>	17.96
	67½°	W B G BR AG	25	<b>RB252</b>	17.07
	45°	W B G BR AG	25	<b>RB253</b>	17.96
		Socket/spigot			
	67½°	W B G BR AG	10	<b>RNA250</b>	9.81
		Socket/socket. For deep fascias			
	20°	W B G BR AG	10	<b>RNE252</b>	10.74
		Socket/socket. For 25mm offset construction			
	20°	W B G BR AG	10	<b>RNE253</b>	10.74
		Socket/spigot. For 25mm offset construction			
<b>BRANCH</b>					
	67½°	W B G BR AG	10	<b>RY252</b>	35.70
		Socket/spigot			
<b>ACCESS PIPE</b>					
		W B G BR AG	15	<b>RF25</b>	49.10
		Socket/spigot			
<b>SHOE</b>					
		W B G BR AG	15	<b>RS25</b>	15.51

## Circular downpipe

### 68mm system

Size	Colour	Qty	Code	Price £
------	--------	-----	------	---------

#### LEAF GUARD



W B G BR AG	30	<b>RV225</b>	7.52
-------------	----	--------------	------

#### HOPPER HEAD



W B G BR AG	6	<b>RH252</b>	57.38
-------------	---	--------------	-------

Suitable for use with 68mm circular and 65mm square downpipe, using appropriate socket




B	1	<b>RH25</b>	118.47
---	---	-------------	--------

## Flowline

### 112 x 60mm Rectilinear system

Size	Colour	Qty	Code	Price £
------	--------	-----	------	---------

#### GUTTER



4m	W B BR AG	5	<b>RGF4</b>	41.32
----	-----------	---	-------------	-------

#### UNION BRACKET



W B BR AG	12	<b>RUF1</b>	10.08
-----------	----	-------------	-------

Other gutter adaptors are available to order 78.82

#### FASCIA BRACKET



W B BR AG	40	<b>RKF2</b>	4.23
-----------	----	-------------	------

When used with 2 hole screw fixings, brackets meet the heavy class of BS EN 1462

## Flowline

### 112 X 60mm Rectilinear system

Size	Colour	Qty	Code	Price £
------	--------	-----	------	---------

#### ANGLES



90°	W B BR AG	20	<b>RAF1</b>	18.22
-----	-----------	----	-------------	-------



45°	W B BR AG	15	<b>RAF2</b>	21.18
-----	-----------	----	-------------	-------

Special gutter angles are available to order. Please state angle required.

W B BR AG	<b>RFB102</b>	94.51
-----------	---------------	-------

#### RUNNING OUTLET



W B BR AG	12	<b>ROF1</b>	18.22
-----------	----	-------------	-------

Suitable for both 68mm circular or 65mm square downpipe


#### STOPEND OUTLET



W B BR AG	15	<b>ROF11</b>	18.22
-----------	----	--------------	-------

Suitable for both 68mm circular or 65mm square downpipe

#### EXTERNAL STOPEND



W B BR AG	20	<b>REF2</b>	7.53
-----------	----	-------------	------

#### CLIP-MASTER TO FLOWLINE ADAPTOR



W B BR	1	<b>RGA2R</b>	25.82
--------	---	--------------	-------

Other gutter adaptors are available to order 78.82

#### NOTCH ADAPTOR



B	20	<b>RGNA1</b>	10.99
---	----	--------------	-------


To adapt fitting for notch jointing

## Regency

### 125 x 70mm profiled system

Size	Colour	Qty	Code	Price £
------	--------	-----	------	---------

#### GUTTER



4m	W	5	<b>WR896</b>	76.76
4m	B	5	<b>BR896</b>	76.76
4m	V	5	<b>VR896</b>	76.76
4m	AG	5	<b>AGR896</b>	76.76

CSA: 682mm<sup>2</sup>

#### UNION BRACKET



W	5	<b>WR908</b>	20.28
B	5	<b>BR908</b>	20.28
V	5	<b>VR908</b>	20.28
AG	5	<b>AGR908</b>	20.28

#### FASCIA BRACKET



W	20	<b>WR910</b>	7.61
B	20	<b>BR910</b>	7.61
V	20	<b>VR910</b>	7.61
AG	20	<b>AGR910</b>	7.61

Fix at 1m centres - max

#### STOPENDS



External				
W	5	<b>WR913</b>	10.42	
B	5	<b>BR913</b>	10.42	
V	5	<b>VR913</b>	10.42	
G	5	<b>AGR913</b>	10.42	



Internal				
W	5	<b>WR902</b>	5.91	
B	5	<b>BR902</b>	5.91	
V	5	<b>VR902</b>	5.91	
AG	5	<b>AGR902</b>	5.91	

#### ANGLES



External				
90°	W	5	<b>WR935</b>	25.51
90°	B	5	<b>BR935</b>	25.51
90°	V	5	<b>VR935</b>	25.51
90°	AG	5	<b>AGR935</b>	25.51



Internal				
90°	W	5	<b>WR945</b>	25.51
90°	B	5	<b>BR945</b>	25.51
90°	V	5	<b>VR945</b>	25.51
90°	AG	5	<b>AGR945</b>	25.51



External				
135°	W	5	<b>WR937</b>	27.87
135°	B	5	<b>BR937</b>	27.87
135°	V	5	<b>VR937</b>	27.87
135°	AG	5	<b>AGR937</b>	27.87



Internal				
135°	W	5	<b>WR947</b>	27.87
135°	B	5	<b>BR947</b>	27.87
135°	V	5	<b>VR947</b>	27.87
135°	AG	5	<b>AGR947</b>	27.87

## Regency

### 74mm profiled system


Size	Colour	Qty	Code	Price £
------	--------	-----	------	---------

#### RUNNING OUTLET



W	5	<b>WR911</b>	27.20
B	5	<b>BR911</b>	27.20
V	5	<b>VR911</b>	27.20
AG	5	<b>AGR911</b>	27.20

#### DOWNPIPE



4m	W	6	<b>WR893</b>	86.35
4m	B	6	<b>BR893</b>	86.35
4m	V	6	<b>VR893</b>	86.35
4m	AG	6	<b>AGR893</b>	86.35

#### BRACKET



W	10	<b>WR919</b>	8.26
B	10	<b>BR919</b>	8.26
V	10	<b>VR919</b>	8.26
AG	10	<b>AGR919</b>	8.26

#### 5MM BRACKET SPACER



V	50	<b>VR927</b>	2.12
---	----	--------------	------

#### CONNECTOR



W	5	<b>WR917</b>	20.30
B	5	<b>BR917</b>	20.30
V	5	<b>VR917</b>	20.30
AG	5	<b>AGR917</b>	20.30

#### 112½° BEND



112½°	W	5	<b>WR920</b>	17.61
112½°	B	5	<b>BR920</b>	17.61
112½°	V	5	<b>VR920</b>	17.61
112½°	AG	5	<b>AGR920</b>	17.61

#### 112½° BRANCH



112½°	W	5	<b>WR922</b>	51.44
112½°	B	5	<b>BR922</b>	51.44
112½°	V	5	<b>VR922</b>	51.44
112½°	AG	5	<b>AGR922</b>	51.44

#### SHOE



W	5	<b>WR921</b>	16.69
B	5	<b>BR921</b>	16.69
V	5	<b>VR921</b>	16.69
AG	5	<b>AGR921</b>	16.69

#### REGENCY TO 68MM REDUCER



W	5	<b>WR924</b>	16.42
B	5	<b>BR924</b>	16.42
V	5	<b>VR924</b>	16.42
AG	5	<b>AGR924</b>	16.42











#### HOPPER HEAD



W	1	<b>WR014</b>	45.09
B	1	<b>BR014</b>	45.09
V	1	<b>VR014</b>	45.09
AG	1	<b>AGR014</b>	45.09








### Square downpipe

#### 65mm system

	Size	Colour	Qty	Code	Price £
<b>PIPES</b>					
	3m	W B BR AG	6	<b>RPE3</b>	42.69
	5.5m	W B BR AG	2	<b>RPE2555</b>	70.42
<b>SOCKETS</b>					
<b>With fixing lugs</b>					
	W B BR AG	10	<b>RLE1</b>	12.25	
<b>Plain</b>					
	W B BR AG	10	<b>RLE11</b>	11.01	
<b>CLIPS</b>					
<b>One piece</b>					
	W B BR AG	30	<b>RCE1</b>	6.07	
<b>One piece stand off</b>					
	W B BR AG	5	<b>RCE3</b>	5.76	
<b>Pipe clip including nut and bolt</b>					
	W B BR AG	10	<b>RCE2</b>	6.07	
<b>Backplate</b>					
	W B BR AG	20	<b>RCB300</b>	2.58	
<b>OFFSET BENDS</b>					
	67½°	W B BR AG	15	<b>RBE1</b>	11.34
	Socket/spigot				
	87½°	W B BR AG	15	<b>RBE3</b>	13.07
	Socket/socket				
		W B BR AG	10	<b>RNE1</b>	20.05
	Socket/spigot				
	50mm projection				

### Square downpipe

#### 65mm system

	Size	Colour	Qty	Code	Price £
<b>BRANCH</b>					
	67½°	W B BR AG	15	<b>RYE1</b>	40.04
	Socket/spigot				
<b>ACCESS PIPE</b>					
	W B BR AG	30	<b>RFB91</b>	60.78	
	Socket/spigot				
<b>SHOES</b>					
<b>With fixing lugs</b>					
	W B BR AG	15	<b>RSE1</b>	13.03	
	W B BR AG	15	<b>RSE2</b>	13.03	
<b>OUTLET ADAPTOR</b>					
	W B BR AG	120	<b>RLE3</b>	9.89	
	For use with RLE11 to adapt RH25 to suit 65mm square downpipe				
<b>DRAIN ADAPTORS</b>					
	W B BR AG	25	<b>RLE2</b>	18.08	
	Adapts 65mm square socket to 68mm socketed pipe				
	W B BR AG	25	<b>RLE4</b>	17.96	
	Adapts 65mm square socket to 68mm plain ended pipe				












### Deepflow150

#### 155 x 98mm high capacity system

	Size	Colour	Qty	Code	Price £
<b>GUTTER</b>					
	4m	W B BR AG	4	<b>RGJ4</b>	102.25
<b>UNION BRACKET</b>					
	W B BR AG	8	<b>RUJ1</b>	20.66	
	Adaptors to join different gutter profiles are available to order				78.82
<b>FASCIA BRACKET</b>					
	W B BR AG	20	<b>RKJ1</b>	8.32	
	When used with 2 hole screw fixings, brackets meet the heavy class of BS EN 1462				
<b>ANGLES</b>					
	90°	W B BR AG	4	<b>RAJ1</b>	31.01
	45°	W B BR AG	1	<b>RAJ2</b>	48.49
	Special gutter angles are available to order. Please state angle required				
	W B BR AG		<b>RFB150</b>	96.97	
<b>RUNNING OUTLET</b>					
	W B BR AG	20	<b>ROJ1</b>	36.20	
	82mm circular outlet				
<b>STOP ENDS</b>					
<b>External</b>					
	W B BR AG	4	<b>REJ1</b>	15.50	
<b>Internal</b>					
	W B BR AG	4	<b>REJ2</b>	8.27	
<b>NOTCH ADAPTOR</b>					
	B	20	<b>RGNA1</b>	10.99	
	To adapt fitting for notch jointing				








### Circular downpipe

#### 82mm system

	Size	Colour	Qty	Code	Price £
<b>DOWNPIPE</b>					
	3m	W B BR AG	4	<b>RPH33</b>	81.60
	5.5m	W B BR AG	4	<b>RPH355</b>	149.63
	5.5m length available to order				
<b>SOCKET</b>					
	W B BR AG	4	<b>RL3</b>	19.64	
<b>CLIPS</b>					
<b>One piece</b>					
	W B BR AG	10	<b>RC3</b>	9.68	
<b>Pipe clip including nut and bolt</b>					
	W B BR AG	20	<b>RC32</b>	9.14	
<b>Backplate</b>					
	W B BR AG	20	<b>RCB300</b>	2.58	
<b>OFFSET BEND</b>					
	67½°	W B BR AG	4	<b>RNE3</b>	34.42
<b>BENDS</b>					
	87½°	W B BR AG	4	<b>RB31*</b>	40.92
	45°	W B BR AG	4	<b>RB33*</b>	40.92
<b>BRANCH</b>					
	45°	W B BR AG	24	<b>RY3*</b>	57.20
<b>ACCESS PIPE</b>					
	W B BR AG	54	<b>RF3*</b>	72.94	
<b>SHOE</b>					
	W B BR AG	4	<b>RS3</b>	39.32	










### Foundry Finish, Cast iron effect

#### 112mm half round system

	Size	Colour	Qty	Code	Price £
<b>GUTTER</b>					
	4m	FF	1	<b>CBR512</b>	92.03
<b>JOINT BRACKET</b>					
		FF	10	<b>CBR008</b>	25.06
<b>SUPPORT BRACKET</b>					
		FF	50	<b>CBR010</b>	5.81
					Fix at 1m centres – max 1 screw fixing
<b>90° ANGLE</b>					
		FF	5	<b>CBR005</b>	33.55
<b>135° ANGLE</b>					
		FF	5	<b>CBR007</b>	34.84
<b>RUNNING OUTLET</b>					
		FF	5	<b>CBR011</b>	32.73
<b>EXTERNAL STOPEND</b>					
		FF	10	<b>CBR013</b>	17.01





### Foundry Finish, Cast iron effect

#### 125x75mm semi-elliptical system

	Size	Colour	Qty	Code	Price £
<b>GUTTER</b>					
	4m	FF	1	<b>CBR640</b>	111.84
					Deep Profile
<b>JOINT BRACKET</b>					
		FF	10	<b>CBR608</b>	30.46
<b>SUPPORT BRACKET</b>					
		FF	50	<b>CBR610</b>	7.05
					Fix at 1m centres – max 2 screw fixing
<b>90° EXTERNAL ANGLE</b>					
		FF	5	<b>CBR605</b>	40.78
<b>90° INTERNAL ANGLE</b>					
		FF	5	<b>CBR615</b>	40.78
<b>135° EXTERNAL ANGLE</b>					
		FF	5	<b>CBR607</b>	42.36
<b>135° INTERNAL ANGLE</b>					
		FF	5	<b>CBR617</b>	42.36
<b>RUNNING OUTLET</b>					
		FF	5	<b>CBR611</b>	39.76
					Fits 68mm pipe
<b>STOPEND</b>					
	Internal	FF	10	<b>CBR602</b>	20.65
	External	FF	10	<b>CBR613</b>	20.65
					NB: Internal Stopend shown






### Circular downpipe

#### 68mm system

	Size	Colour	Qty	Code	Price £
<b>DOWNPIPE</b>					
	2.75m	FF	1	<b>CBR519</b>	85.00
					Deep Profile
<b>EARED PIPE CONNECTOR</b>					
		FF	10	<b>CBR017</b>	25.37
<b>EARED PIPE BRACKET</b>					
		FF	10	<b>CBR043</b>	13.61
					Fix at 2m centres – max 2 screw fixing
<b>92½° BEND</b>					
		FF	10	<b>CBR577</b>	36.18

### Circular downpipe

#### 68mm system

	Size	Colour	Qty	Code	Price £
<b>112½° BEND</b>					
		FF	10	<b>CBR020</b>	43.40
<b>112½° BRANCH</b>					
		FF	5	<b>CBR022</b>	77.65
<b>EARED SHOE</b>					
		FF	5	<b>CBR021</b>	51.99
<b>CURVED HOPPER HEAD</b>					
		FF	1	<b>CBR044</b>	85.34
<b>COACH BOLTS FIXINGS</b>					
		FF	10	<b>CBF001</b>	10.68

## Foundry Finish








Foundry Finish is a cast-iron effect PVCu system, offering a great combination of traditional good looks with modern lightweight materials.

- Choice of two profiles (half-round and semi-elliptical) with circular downpipe system.
- Authentic period-style fittings.
- Provides an economical alternative to cast iron.
- Lightweight and easy to install.
- Foundry Finish Soil pipe and fittings also available – see page 32 for details.







### Highflo

#### 170x73mm half-round system


	Size	Colour	Qty	Code	Price £
<b>GUTTER</b>					
	4m	G	5	<b>GR515</b>	100.50
	4m	B	5	<b>BR515</b>	100.50
	4m	W	5	<b>WR515</b>	100.50
<b>JOINT BRACKET</b>					
		G	10	<b>GR042</b>	13.02
		B	10	<b>BR042</b>	13.02
		W	10	<b>WR042</b>	13.02
<b>SUPPORT BRACKET</b>					
		G	20	<b>GR452</b>	7.80
		B	20	<b>BR452</b>	7.80
		W	20	<b>WR452</b>	7.80
	Fix at 1m centres – max 2/3 screw fixing				
<b>90° ANGLE</b>					
		G	1	<b>GR451</b>	32.76
		B	1	<b>BR451</b>	32.76
		W	1	<b>WR451</b>	32.76
<b>RUNNING OUTLET</b>					
		G	1	<b>GR454</b>	25.16
		B	1	<b>BR454</b>	25.16
		W	1	<b>WR454</b>	25.16
	Fits 110mm pipe				
<b>STOPEND OUTLET</b>					
		G	1	<b>GR455</b>	23.93
		B	1	<b>BR455</b>	23.93
	Fits 110mm pipe				
<b>EXTERNAL STOPEND</b>					
		G	10	<b>GR402</b>	11.25
		B	10	<b>BR402</b>	11.25
		W	10	<b>WR402</b>	11.25

### Circular downpipe

#### 110mm system

	Size	Colour	Qty	Code	Price £
<b>DOWNPIPE</b>					
	3m	G	1	<b>GS505</b>	74.01
	3m	B	1	<b>BS505</b>	74.01
	3m	W	1	<b>WS505</b>	74.01
	4m	G	1	<b>GS506</b>	104.86
	4m	B	1	<b>BS506</b>	104.86
	4m	W	1	<b>WS506</b>	104.86
<b>SOCKETED DOWNPIPE</b>					
	3m	G	1	<b>GS508</b>	80.15
	3m	B	1	<b>BS508</b>	80.15
	3m	W	1	<b>WS508</b>	80.15
<b>PIPE CONNECTOR</b>					
		G	1	<b>GS208</b>	20.45
		B	1	<b>BS208</b>	20.45
		W	1	<b>WS208</b>	20.45
<b>DRAIN CONNECTOR</b>					
		G	1	<b>GS121</b>	29.11
		B	1	<b>BS121</b>	29.11







## Large capacity comparison



Clip-master 112mm  
Highflo 170mm








### Circular downpipe

#### 110mm system

	Size	Colour	Qty	Code	Price £
<b>BRACKET – PIPE</b>					
		G	10	<b>GS217</b>	7.53
		B	10	<b>BS217</b>	7.53
		W	10	<b>WS217</b>	7.53
	Fix at 2m centres – max 1 screw fixing				
<b>BRACKET – PIPE</b>					
		G	10	<b>GS219</b>	7.87
		B	10	<b>BS219</b>	7.87
		W	10	<b>WS219</b>	7.87
	Fix at 2m centres – max 2 screw fixing				
<b>BRACKET – SOCKET</b>					
		G	10	<b>GS220</b>	7.70
		B	10	<b>BS220</b>	7.70
		W	10	<b>WS220</b>	7.70
	Fix at 2m centres – max 2 screw fixing				
<b>BRACKET – PIPE/SOCKET</b>					
		G	5	<b>GS570</b>	15.28
	Fix at 2m centres – max 2 screw fixing Galvanised				
<b>SHOE</b>					
		G	1	<b>GS266</b>	30.99
		B	1	<b>BS266</b>	30.99
		W	1	<b>WS266</b>	30.99
<b>HOPPER HEAD</b>					
		G	1	<b>GR465</b>	88.68
		B	1	<b>BR465</b>	88.68
		W	1	<b>WR465</b>	88.68

### Circular downpipe

#### 110mm system


	Size	Colour	Qty	Code	Price £
<b>ACCESS PIPE</b>					
		G	1	<b>GS309</b>	71.75
		B	1	<b>BS309</b>	71.75
<b>92½° BEND</b>					
		G	1	<b>GS322</b>	45.72
		B	1	<b>BS322</b>	45.72
		W	1	<b>WS322</b>	45.72
<b>112½° TOP OFFSET BEND</b>					
		G	1	<b>GS270</b>	45.72
		B	1	<b>BS270</b>	45.72
		W	1	<b>WS270</b>	45.72
<b>112½° BOTTOM OFFSET BEND</b>					
		G	1	<b>GS271</b>	39.95
		B	1	<b>BS271</b>	39.95
		W	1	<b>WS271</b>	39.95
<b>135° BEND</b>					
		G	1	<b>GS331</b>	45.72
		B	1	<b>BS331</b>	45.72
		W	1	<b>WS331</b>	45.72
<b>112½° BRANCH</b>					
		G	1	<b>GS336</b>	69.06
		B	1	<b>BS336</b>	69.06
<b>92½° BRANCH</b>					
		G	1	<b>GS334</b>	67.60
		B	1	<b>BS334</b>	67.60

## Stormflo


### 200x133mm semi-elliptical system

	Size	Colour	Qty	Code	Price £
--	------	--------	-----	------	---------

#### GUTTER


	4m	G	2	<b>GR740</b>	166.44
	4m	B	2	<b>BR740</b>	166.44

#### JOINT BRACKET

		G	6	<b>GR708</b>	48.27
		B	6	<b>BR708</b>	48.27


3 Screw Fixing

#### SUPPORT BRACKET

		G	5	<b>GR710</b>	21.18
		B	5	<b>BR710</b>	21.18


Fix at 800mm centres – max  
3 screw fixing

#### RUNNING OUTLET

		G	1	<b>GR711</b>	99.10
		B	1	<b>BR711</b>	99.10

2 Screw Fixing  
Spigot fits 160mm pipe

#### 90° ANGLE

		G	1	<b>GR705</b>	149.08
		B	1	<b>BR705</b>	149.08

Remember: order 2 Joint Brackets

### Stormflo bottom fixing

Stormflo fittings have been designed to ensure strength and stability, even in the most adverse weather conditions.

The toughened bottom fixing point offers increased protection from wind updrafts on remote and exposed buildings.




## Stormflo

### 200x133mm semi-elliptical system


	Size	Colour	Qty	Code	Price £
--	------	--------	-----	------	---------

#### 135° ANGLE

		G	1	<b>GR707</b>	149.08
		B	1	<b>BR707</b>	149.08


Remember: order 2 Joint Brackets

#### OUTLET ADAPTOR

		G	2	<b>GR716</b>	22.67
		B	2	<b>BR716</b>	22.67


Use with a R711 to convert to 110mm downpipe  
For 110mm Highflo downpipes

#### EXTERNAL STOPEND

		G	2	<b>GR713</b>	41.32
		B	2	<b>BR713</b>	41.32

Remember: order 1 support bracket.

# Large capacity comparison




## Circular downpipe


### 160mm system

	Size	Colour	Qty	Code	Price £
--	------	--------	-----	------	---------


#### DOWNPIPE

	3m	G	1	<b>GS534</b>	151.54
	3m	B	1	<b>BS534</b>	151.54
	4m	G	1	<b>GS535</b>	200.40

#### SOCKETED DOWNPIPE


	3m	G	1	<b>GS533</b>	178.67
	3m	B	1	<b>BS533</b>	178.67

#### BRACKET – PIPE

		G	10	<b>GS412</b>	16.91
		B	10	<b>BS412</b>	16.91


Fix at 2m centres – max  
1 screw fixing

#### BRACKET – PIPE/SOCKET


		G	5	<b>GS571</b>	27.49
---	--	---	---	--------------	-------

Fix at 2m centres – max  
2 screw fixing  
Galvanised


#### 92½° BEND

		G	1	<b>GS403</b>	91.97
		B	1	<b>BS403</b>	91.97

#### 112½° TOP OFFSET BEND

		G	1	<b>GS424</b>	103.69
		B	1	<b>BS424</b>	103.69

#### 112½° BOTTOM OFFSET BEND


		G	1	<b>GS425</b>	103.69
		B	1	<b>BS425</b>	103.69

## Circular downpipe


### 160mm system

	Size	Colour	Qty	Code	Price £
--	------	--------	-----	------	---------


#### 135° BEND

		G	1	<b>GS404</b>	91.97
		B	1	<b>BS404</b>	91.97


#### PIPE CONNECTOR

		G	1	<b>GS406</b>	39.59
		B	1	<b>BS406</b>	39.59


#### ACCESS PIPE

		G	1	<b>GS472</b>	123.38
		B	1	<b>BS472</b>	123.38


#### 92½° BRANCH

		G	1	<b>GS427</b>	190.74
		B	1	<b>BS427</b>	190.74










#### SHOE

		G	1	<b>GS436</b>	91.97
		B	1	<b>BS436</b>	91.97









#### REDUCER

	160x110mm	G	1	<b>GS420</b>	66.74
---	-----------	---	---	--------------	-------








## Ancillary items

	Size	Colour	Qty	Code	Price £
<b>GUTTER LEAF GUARD</b>	10m (20x50cm lengths)		1	<b>RGG10</b>	94.03
	Suitable for use with Clip-Master and Flowline				
<b>GUTTER GUARD CLIP</b>			18	<b>RG1X</b>	7.75
	Use with RGG10				
<b>RAIN DIVERTER</b>		W B G BR	20	<b>RD25R</b>	25.72
	Suitable for use with 68mm circular or 65mm square PVCu downpipes				
<b>WATER BUTT CONNECTOR</b>		B	10	<b>RDC26R</b>	14.97
					
<b>FASCIA BRACKET SPACER/HEIGHT ADJUSTER</b>		W B	45	<b>RGS1</b>	7.99
	Includes nut and bolt. Suitable for use with Deepflow, Clip-master and Flowline fascia brackets. Spacer width 17mm, 25mm height adjustment				
<b>ANGLED FASCIA BRACKET ADAPTOR</b>	22½°		50	<b>RKA1</b>	16.91
	30°		100	<b>RKA2</b>	16.91
Galvanised mild steel					
<b>WEDGE SPACER</b>		G	50	<b>GR002</b>	6.07
	Not for use with Highflo or Stormflo				
<b>EXTENSION BACKPLATE</b>		W B G BR	50	<b>RT200</b>	11.68
	PVCu For use with RC251/2, RCE2 and RC32 pipe clips				
<b>EXTENSION BRACKET</b>		B G	20	<b>RT250</b>	28.19
					






## Ancillary items

	Size	Colour	Qty	Code	Price £
<b>PIPE CLIP</b>		B G	20	<b>RPC1</b>	11.27
					
<b>SOCKET CLIP</b>		B G	1	<b>RSC1</b>	11.27
					
<b>COVER PLATE</b>		B G	1	<b>RT2501</b>	4.21
	For use with RT250				
<b>FIXED RAFTER ARMS</b>					
	Side		50	<b>RSA1</b>	12.63
					
	Top		50	<b>RTA1</b>	12.63
	Electroplated mild steel Includes 2 cadmium plated nuts and bolts				
<b>ADJUSTABLE RAFTER ARMS</b>					
	Side		1	<b>RSA1A</b>	11.31
					
	Top		1	<b>RTA1A</b>	11.31
	Galvanised steel Including nut, bolt and anti slip washer.				
<b>SPARE NUTS AND BOLTS</b>	12x5		10	<b>RNB21</b>	8.08
For use with RSA1A and RTA1A					
<b>RISE AND FALL EXTENSION ARM</b>			50	<b>RKF1</b>	19.18
	Electroplated mild steel Including 2 cadmium plated nuts and bolts				

## Ancillary items

	Size	Colour	Qty	Code	Price £
<b>RISE AND FALL BRACKETS</b>					
	Regency		25	<b>GR909</b>	18.40
					
	Half-round 112mm		25	<b>GR018</b>	18.40
	125 125mm		25	<b>GR601</b>	18.99
Supplied with 230mm stake Remember you'll need one either side of outlets, angles & joint brackets.					
<b>LONG RISE/FALL BRACKET</b>					
	Half-Round 112mm		25	<b>GR009</b>	19.77
	Supplied with 230mm stake				
<b>DRIVE-IN SPIKE</b>			50	<b>RSS1°</b>	5.73
	Galvanised mild steel				
<b>GUTTER ADAPTORS</b>					
	Right hand		1	<b>RGA4</b>	61.55
					
	Left hand		1	<b>RGA5</b>	61.55
	Clip-master to Ogee cast aluminium				
<b>HALF ROUND TO CAST IRON GUTTER ADAPTOR</b>					
	B		25	<b>RGA1R</b>	23.18
	Suitable for adapting 100mm to 112mm half round				
					78.82
Other gutter adaptors are available to order					
<b>UNIVERSAL GUTTER NOTCHING TOOL</b>			1	<b>RGN1</b>	58.61
	Suitable for use with Deepflow, Clip-master, Flowline and Deepflow150 gutter systems				

## Ancillary items

	Size	Colour	Qty	Code	Price £
<b>DRAIN ADAPTORS</b>					
	B		100	<b>RA42</b>	11.72
	Can be cut to fit all shapes and sizes of downpipe				
	W B G BR AG		10	<b>RRM425</b>	15.51
	110mm socket to 68mm socket				
<b>GUTTER SEAL</b>					
	B		1	<b>RNG50</b>	3.38
	Suitable for use with Deepflow, Clip-master, Flowline and Deepflow150 gutter systems. Length 225mm – cut to required length				
<b>FLAT RAINWATER SEALS</b>					
	B		5	<b>RNG60</b>	14.11
	Suitable for use with RGA1R and old (pre 1985) rainwater systems which used flat seals. Length 235mm – cut to required length				
<b>SPARE RAINWATER SEAL</b>					
	Foundry finish Half-Round		1	<b>3SSI200</b>	0.84
					
	Foundry finish 125		1	<b>3SR1125</b>	0.84
					
	Highflo		1	<b>3SR1520</b>	1.16
					
	Stormflo		1	<b>3SR5355</b>	7.69
					
<b>SPARE RING SEALS</b>					
	'T' ring 82		5	<b>SR82T</b>	16.91
					

## Hopper heads

Size	Colour	Qty	Code	Price £
<b>HOPPER HEADS</b>				
68/65	W B G BR AG	6	<b>RH252</b>	57.38
Dual spigot outlet				
82	W B G BR AG	6	<b>SH30</b>	74.23
Circular spigot outlet				
68	B	1	<b>RH25</b>	118.47
110	B G	1	<b>SH40</b>	204.49
Circular spigot outlet				

## Roof outlets

Size	Colour	Qty	Code	Price £
<b>ROOF OUTLETS</b>				
82mm		1	<b>RV637</b>	140.29
Spigot tail				
110mm		1	<b>RV369</b>	177.15
Spigot tail				
160mm		1	<b>RV482</b>	318.12
Spigot tail				
<b>BALCONY OUTLETS</b>				
82mm		1	<b>RV195</b>	226.84
Solvent socket tail Studs may require trimming upon installation				
110mm		1	<b>RV196</b>	226.84
Solvent socket tail Studs may require trimming upon installation				
<b>BOX GUTTER OUTLETS</b>				
82mm		1	<b>RV491</b>	83.93
Spigot tail				

## PVCu Flat roof outlets

Size	Colour	Qty	Code	Price £
<b>FLAT ROOF OUTLET</b>				
68	G	3	<b>ROF25</b>	103.64
Items are supplied bagged loose for site assembly				
<b>BALCONY OUTLET</b>				
68	G	3	<b>ROB25</b>	103.64
Items are supplied bagged loose for site assembly				
<b>UNIVERSAL FLANGE</b>				
	G	5	<b>SOF1</b>	44.46
Flange is 3mm thick				
<b>FLAT ROOF OUTLET GRATING</b>				
	G	25	<b>SOF12</b>	40.25
For use with SOF1				
<b>BALCONY OUTLET GRATING</b>				
	G	35	<b>SOB1</b>	40.25
For use with SOF1				
<b>STRAIGHT FLANGE CONNECTOR</b>				
82	G	20	<b>SGS31G</b>	18.40
110	W	20	<b>SGS41W</b>	17.56
For use with ROF25 and ROB25				
<b>BENT FLANGE CONNECTOR</b>				
110	W	4	<b>STS41W</b>	38.99
Socket/socket For use with ROF25 and ROB25				

Available with a variety of jointing methods, Marley waste systems offer solutions for commercial developments as well as domestic housing.



## Product selector

SOLVENT WASTE	Size	Colour
<b>PVC-c / PVCu</b>		
Suitable for internal and external applications. Ideal in situations where fire protection is required.	32mm	W B G
	40mm	W B G
	50mm	W B G
<b>ABS</b>		
Lightweight and cost effective for internal installation. Easy to cut, joint & install.	32mm	W B G
	40mm	W B G
	50mm	W B G
<b>PUSH-FIT WASTE</b>		
For internal use, ideally suited to fast installation. Cost effective solution where systems are being installed or modified.	32mm	W B G
	40mm	W B G
<b>OVERFLOW</b>		
A complete range of pipework and fittings for overflow applications.	21.5mm	W

Key to symbols and colours:  
 W White B Black G Grey  
 Kitemark certified product BBA certified product  
 CAD drawing available for download from marleypd.co.uk

### Solvent waste PVC-c / PVCu

	Size	Colour	Qty	Code	Price £
	32	W B G	10	<b>KP104</b>	20.82
	40	W B G	10	<b>KP204</b>	25.28
	50	W B G	5	<b>KP304</b>	40.15

Double spigot

#### STRAIGHT COUPLINGS

	32	W B G	10	<b>KSC1</b>	3.73
	40	W B G	10	<b>KSC2</b>	4.45
	50	W B G	10	<b>KSC3</b>	5.57
	32	W B G	10	<b>KEC1</b>	4.45
	40	W B G	10	<b>KEC2</b>	5.95
	50	W B G	10	<b>KEC3</b>	7.45

#### CLIPS

	32	W B G	10	<b>KF1</b>	0.91
	40	W B G	10	<b>KF2</b>	1.29
	50	W B G	10	<b>KF3</b>	1.78
	32	W B G	10	<b>WC3</b>	0.81
	40	W B G	10	<b>WC4</b>	1.03
	50	W B G	80	<b>WC5</b>	1.49

#### BENDS

	32	W B G	10	<b>KB1</b>	3.38
	40	W B G	10	<b>KB2</b>	4.45
	50	W B G	10	<b>KB3</b>	5.95
	32	W B G	10	<b>KB12</b>	3.38
	40	W B G	10	<b>KB22</b>	4.45
	50	W B G	10	<b>KB32</b>	5.95
	32	W B G	10	<b>KBA12</b>	4.45
	40	W B G	10	<b>KBA22</b>	5.20
	50	W B G	20	<b>KBA32</b>	5.95

### Solvent waste PVC-c / PVCu

	Size	Colour	Qty	Code	Price £
	32	W B G	10	<b>KBK15</b>	4.45
	40	W B G	20	<b>KBK25</b>	4.45
	50	W B G	10	<b>KBK35</b>	4.45

Knuckle bend  
KBK35 is a Radius Bend which can solvent weld over a boss upstand

	32	W B G	20	<b>KBS1</b>	3.38
	40	W B G	20	<b>KBS2</b>	4.45
	50	W B G	20	<b>KBS3</b>	5.95

Long spigot

#### TEES

	32	W B G	10	<b>KT1</b>	4.38
	40	W B G	10	<b>KT2</b>	5.57
	50	W B G	10	<b>KT3</b>	10.41
	40	W G	10	<b>KT21</b>	5.57
	50	W G	10	<b>KT31</b>	10.41

#### CROSS TEE

	40	W G	10	<b>KXT21</b>	22.31
	50	W G	10	<b>KXT31</b>	26.77

#### ACCESS PLUG

	32	W B G	10	<b>KAP1</b>	3.38
	40	W B G	10	<b>KAP2</b>	3.38
	50	W B G	10	<b>KAP3</b>	4.45

#### SOCKET REDUCERS

	32-21.5	W B G	10	<b>KR175</b>	4.81
	40-32	W B G	10	<b>KR210</b>	3.38
	50-32	W G	10	<b>KR310</b>	4.10
	50-40	W B G	10	<b>KR320</b>	5.20

### Solvent waste PVC-c / PVCu

	Size	Colour	Qty	Code	Price £
	32	W G	10	<b>KFA1</b>	5.05
	40	W G	10	<b>KFA2</b>	5.05
	50	W G	10	<b>KFA3</b>	7.61

#### Male

	32	W G	10	<b>KMA1</b>	5.05
	40	W G	10	<b>KMA2</b>	5.05
	50	W G	10	<b>KMA3</b>	7.61

### Solvent waste ABS

	Size	Colour	Qty	Code	Price £
	32	W B G	10	<b>WAP33</b>	14.86
	40	W B G	10	<b>WAP43</b>	17.85
	50	W B G	5	<b>WAP53</b>	29.73

#### STRAIGHT COUPLINGS

	32	W B G	10	<b>WAC3</b>	2.96
	40	W B G	10	<b>WAC4</b>	3.38
	50	W B G	10	<b>WAC5</b>	4.45
	32	W B	10	<b>WAC31</b>	4.45
	40	W B	10	<b>WAC41</b>	7.13
	50	W B	10	<b>KEC3*</b>	7.45

#### CLIPS

	32	W B G	10	<b>KF1</b>	0.91
	40	W B G	10	<b>KF2</b>	1.29
	50	W B G	10	<b>KF3</b>	1.78
	32	W B G	10	<b>WC3</b>	0.81
	40	W B G	10	<b>WC4</b>	1.03
	50	W B G	80	<b>WC5</b>	1.49

### Solvent waste ABS

	Size	Colour	Qty	Code	Price £
	32	W B G	10	<b>WAB3</b>	2.96
	40	W B G	10	<b>WAB4</b>	2.96
	50	W B G	10	<b>WAB5</b>	4.45

#### 45 degree

	32	W B G	10	<b>WAB31</b>	2.96
	40	W B G	10	<b>WAB41</b>	2.96
	50	W B G	10	<b>WAB51</b>	4.45

	32	W B G	10	<b>WAB32</b>	2.96
	40	W B G	10	<b>WAB42</b>	2.96

#### 90 degree

	32	W B G	10	<b>WAB33</b>	2.96
	40	W B G	10	<b>WAB43</b>	2.96

#### ACCESS PLUG

	32	W B G	10	<b>WAA3</b>	2.96
	40	W B G	10	<b>WAA4</b>	2.96
	50	W B G	10	<b>WAA5</b>	4.10

#### TEES

	32	W B G	10	<b>WAT3</b>	3.38
	40	W B G	10	<b>WAT4</b>	4.10
	50	W B G	10	<b>WAT5</b>	8.93

#### 45 degree

	32	W	10	<b>WAT31</b>	3.38
	40	W	10	<b>WAT41</b>	3.38
	50	W	10	<b>WAT51</b>	8.93

#### CROSS TEE

	40	W	10	<b>WAT42</b>	16.54
	50	W	10	<b>WAT52</b>	18.93

### Solvent waste ABS

	Size	Colour	Qty	Code	Price £
	40-32	W B G	10	<b>WAR43</b>	2.96
	50-32	W B G	10	<b>WAR53</b>	4.10
	50-40	W B G	10	<b>WAR54</b>	5.20

### IRON ADAPTORS

Female					
	32	W	10	<b>WAF3</b>	7.13
	40	W	10	<b>WAF4</b>	7.13
	50	W	10	<b>WAF5</b>	10.63
Male					
	32	W	10	<b>WAM3</b>	7.13
	40	W	10	<b>WAM4</b>	7.13
	50	W	10	<b>WAM5</b>	10.63

### CAP AND LINING

	32	W	10	<b>WAM31</b>	7.13
--	----	---	----	--------------	------

### Push-fit waste polypropylene

	Size	Colour	Qty	Code	Price £
	<b>3m</b>				
	32	W B G	10	<b>WPP33</b>	8.53
	40	W B G	10	<b>WPP43</b>	10.77

### STRAIGHT COUPLING

	32	W B G	10	<b>WPC3</b>	3.38
	40	W B G	10	<b>WPC4</b>	3.77

### CLIPS

	32	W B G	10	<b>KF1</b>	0.91
	40	W B G	10	<b>KF2</b>	1.29
Open PVCu					
	32	W B G	10	<b>WC3</b>	0.81
	40	W B G	10	<b>WC4</b>	1.03
Saddle ABS					

### Push-fit waste polypropylene

	Size	Colour	Qty	Code	Price £
--	------	--------	-----	------	---------

### BENDS

	<b>45°</b>				
	32	W B G	10	<b>WPB31</b>	3.38
	40	W B G	10	<b>WPB41</b>	3.54
	<b>90°</b>				
	32	W B G	10	<b>WPB32</b>	4.14
	40	W B G	10	<b>WPB42</b>	4.34
	Spigot				
	<b>90°</b>				
	32	W B G	10	<b>WPB33</b>	3.27
	40	W B G	10	<b>WPB43</b>	3.38
	Knuckle bend				
	<b>87½°</b>				
	32	W B G	10	<b>WPB3</b>	3.38
	40	W B G	10	<b>WPB4</b>	3.54
	Swept, Socket/socket				

**NEW**

	<b>88½°</b>				
	32	W B G	40	<b>WPB34</b>	4.14
	40	W B G	30	<b>WPB44</b>	4.34
	Spigot				

### TEE

	<b>88½°</b>				
	32	W B G	20	<b>WPT31</b>	5.23
	40	W B G	30	<b>WPT41</b>	5.38

### ACCESS PLUG

	32	W B G	10	<b>WPA31</b>	2.49
	40	W B G	10	<b>WPA41</b>	2.96

### SOCKET REDUCER

	40-32	W B G	10	<b>WPR43</b>	3.54
--	-------	-------	----	--------------	------

### MULTI-FIT COMPONENTS

	32	G	10	<b>WUM33</b>	4.87
	40	G	10	<b>WUM43</b>	5.23
Fit BS EN 1451, BS EN 1455 or BS EN 1566 pipe. Straight tank connector					

### PVCu vent and overflow system

	Size	Colour	Qty	Code	Price £
--	------	--------	-----	------	---------

### PIPES

	<b>3m</b>				
	21.5	W	30	<b>OP213</b>	13.05
	<b>4m</b>				
	21.5	W	30	<b>OP21</b>	17.39

### STRAIGHT COUPLING

	21.5	W	10	<b>OSC21</b>	2.92
--	------	---	----	--------------	------

### CLIP

	21.5	W	10	<b>OC21</b>	1.09
	Saddle				

### BENDS

	<b>90°</b>				
	21.5	W	10	<b>OB90</b>	4.16
	<b>45°</b>				
	21.5	W	10	<b>OB45</b>	4.16

### TEE

	<b>90°</b>				
	21.5	W	10	<b>OT90</b>	4.25

### ADAPTORS

	<b>Female iron - 3/4" BSP female thread</b>				
	21.5	W	10	<b>OFA21</b>	3.62
	<b>Straight, to 22mm</b>				
	21.5	W	10	<b>OCA21</b>	2.92
	<b>Cap and lining - 3/4" BSP female thread</b>				
	21.5	W	10	<b>OCL21</b>	8.16

### TANK CONNECTORS

	<b>Straight</b>				
	21.5	W	10	<b>OTC21</b>	6.12
	<b>Bent</b>				
	21.5	W	10	<b>OBC90</b>	6.51
Including polyethylene washers and quick fix Acme threads					

### Accessories

	Size	Colour	Qty	Code	Price £
--	------	--------	-----	------	---------

### SOLVENT CEMENT

	<b>Tub 250ml</b>				
			1	<b>KS10</b>	21.66
	<b>Tub 500ml</b>				
			1	<b>KS20</b>	40.66

### SILICONE LUBRICANT

	<b>Tube with sponge applicator 50g</b>				
			1	<b>SZ50</b>	24.51
	<b>Bottle 100g</b>				
			1	<b>SZ100</b>	28.28
	<b>Aerosol* 400ml</b>				
			1	<b>SZ400</b>	41.74
	<b>Tub 500g</b>				
			1	<b>SZ500</b>	123.08
Water Research Centre Approved					

For compression waste system, see Multikwik section on page 49

Push-fit polypropylene system is manufactured to BS EN 1451. Polypropylene cannot be solvent welded

\* an ozone friendly aerosol

# THE EXPERTS IN FABRICATED DRAINAGE

Save time on site by utilising the skills at Marley to build your bespoke fabricated soil system in the material of your choice

- SAVES MONEY
- SAVES WASTE
- QUALITY, ASSURED
- SAVES STORAGE
- EXPERTISE
- DELIVERY WHEN YOU NEED IT
- SAVES TIME
- SIMPLIFICATION
- SITE SAFETY



## Soil



Marley offer a range of soil solutions including PVCu push-fit and solvent weld, HDPE drainage and, for improved levels of soundproofing, dBlue acoustic system.

### Product selector


	Size	Colour
<b>PVCU PUSH FIT SOIL</b>		
Push-fit and solvent weld soil system incorporating socketed and plain ended pipe.	82mm	B G
	110mm	W B G
	160mm	G
<b>PVCU SOLVENT SOIL</b>		
Push-fit and solvent weld soil system incorporating socketed and plain ended pipe.	82mm	B G
	110mm	W B G
	160mm	G
<b>FOUNDRY FINISH SOIL</b>		w
Foundry Finish is a cast-iron effect PVCu system, offering a great combination of traditional good looks with modern lightweight materials.	110mm	B
<b>HDPE DRAINAGE</b>		
Used as an alternative to cast iron in areas where drainage systems have to meet high standards of durability and reliability.	56 – 315mm	B
<b>dBLUE ACOUSTIC DRAINAGE</b>		
Used in conjunction with the acoustic pipe clips, the dBlue system is designed to reduce noise and acoustic vibrations to a level of 19dB.	110mm	BL
	160mm	BL
<b>WC CONNECTORS</b>		
Connectors for all BS WC pans. Available with solvent weld or push-fit joints.	110mm	W
<b>WC MANIFOLD COMPONENTS</b>		
The manifold system allows ranges of toilets to be connected horizontally. Ideal for commercial applications.	110mm	W
<b>FLOOR OUTLET COMPONENTS</b>		
Available as separate components or as an all in one trapped floor outlet.	50mm	G
	82mm	G
<b>PIPE SUPPORT COMPONENTS</b>		
Designed specifically to meet the needs of supporting horizontal or vertical suspended PVCu pipework.	110mm 160mm	- -
<b>ACTIVE DRAINAGE VENTILATION</b>		
Studor P.A.P.A. and AAVs provide a complete active drainage ventilation system solution, suited to high-rise applications	P.A.P.A.	

#### Key to symbols and colours:




W White B Black G Grey BL Blue NU Neutral FF Foundry Finish  
 CAD drawing available for download from marleypd.co.uk  
 Kitemark certified product BBA certified product

Size	Colour	Qty	Code	Price £
------	--------	-----	------	---------






### 110mm co-ex soil

	<b>2.5m</b>			
110	W B G	1	<b>SP4025</b>	68.80
<b>3m</b>				
82	B G	1	<b>SP303</b>	93.88
110	W B G	1	<b>SP403</b>	73.53
160	G	1	<b>SP603</b>	197.93
<b>4m</b>				
82	G	1	<b>SP304</b>	123.79
110	G	1	<b>SP404</b>	113.10
160	G	1	<b>SP604</b>	264.30
	Push-fit socket			

### STRAIGHT COUPLINGS


	<b>Loose pipe socket</b>			
82	B G	10	<b>SE300</b>	19.94
110	W B G	8	<b>SE400</b>	20.16
160	G	4	<b>SE600</b>	44.22
	<b>Double ring seal slip coupling</b>			
82	B G		<b>SE305</b>	20.45
110	W B G	8	<b>SE405</b>	33.25
160	G	4	<b>SE605</b>	70.74
	<b>Triple socket</b>			
110	G	4	<b>SE402</b>	50.59

### SHORT RADIUS BENDS





	<b>87 1/2°</b>			
82	B G	20	<b>SB31</b>	42.71
110	W B G	4	<b>SB41</b>	42.83
160	G	1	<b>SFB61</b>	126.86
	Push-fit socket/spigot			
	<b>45°</b>			
82	B G	20	<b>SB35</b>	42.71
110	W B G	4	<b>SB45</b>	42.83
160	G	1	<b>SFB65</b>	126.86
	Push-fit socket/spigot			
	<b>10°</b>			
110	W B G	4	<b>SB410</b>	42.83
	Push-fit socket/spigot			
	<b>20°</b>			
110	W B G	4	<b>SB420</b>	42.83
	Push-fit socket/spigot			
	<b>30°</b>			
110	W B G	4	<b>SB430</b>	42.83
	Push-fit socket/spigot			

Size	Colour	Qty	Code	Price £
------	--------	-----	------	---------



### SHORT RADIUS BENDS

	<b>87 1/2°</b>			
110	B G	4	<b>SB411</b>	48.91
	Double push-fit socket			

### ADJUSTABLE BENDS

	<b>11° – 87 1/2°</b>			
82	B G	10	<b>SB37</b>	70.93
	<b>5° – 14°</b>			
110	G	4	<b>SB46</b>	63.11
	<b>21° – 90°</b>			
110	B G	4	<b>SB47</b>	63.11
	<b>31° – 90°</b>			
160	G	2	<b>SB67</b>	133.19
	Push-fit socket/spigot			

### OFFSET BENDS



	<b>67 1/2°</b>			
82	B G	30	<b>SNE300</b>	42.18
160	G	1	<b>SNE600</b>	130.08
	Push-fit solvent socket			
	<b>67 1/2°</b>			
110	W B G	4	<b>SNE405</b>	41.83
	Push-fit solvent socket			

### EQUAL BRANCHES

	<b>87 1/2°</b>			
110	W B G	4	<b>SY401</b>	61.13
160	G	2	<b>SY601</b>	208.30
	<b>45°</b>			
82	G	10	<b>SY36</b>	61.99
110	B G	4	<b>SY460</b>	67.98
160	G	2	<b>SY63</b>	166.07
	Push-fit sockets/spigot			
				
110	B G	4	<b>SY466</b>	61.88
	Push-fit sockets/solvent socket			

Size	Colour	Qty	Code	Price £
------	--------	-----	------	---------



### FIVE BOSS BRANCHES

	<b>87 1/2°</b>			
110	W B G	4	<b>SY405</b>	61.13
	Push-fit sockets/spigot			
	<b>87 1/2°</b>			
110	B G	4	<b>SY5415</b>	59.25
	Push-fit sockets/solvent socket			


### THREE BOSS BRANCH

	<b>87 1/2°</b>			
82	B G	6	<b>SY33F</b>	62.77

### UNEQUAL BRANCHES

	<b>87 1/2°</b>			
160x110	G	2	<b>SY64</b>	152.01
	Push-fit sockets/spigot. 2 boss/access upstands			
	<b>45°</b>			
160x110	G	1	<b>SY66</b>	115.55
	Push-fit sockets/spigot			




### DOUBLE BRANCHES

	<b>87 1/2°</b>			
110	B G	4	<b>SY404</b>	113.10
	Push-fit sockets/spigot. 4 boss upstands			

### CORNER BRANCHES


	<b>87 1/2°</b>			
110	G	1	<b>SY411°</b>	234.32
	Push-fit sockets/spigot.			

### BOSS PIPES



	<b>87 1/2°</b>			
82	B G	15	<b>SW30</b>	32.50
	Push-fit socket/spigot. 3 boss upstands, 1 drilled			
				
110	W B G	4	<b>SW41</b>	34.31
	Push-fit socket/spigot. One 40mm boss connection			
				
110	B G	4	<b>SW415</b>	34.31
	Push-fit socket/spigot. One 32mm boss connection			


Size	Colour	Qty	Code	Price £
------	--------	-----	------	---------

### BOSS PIPES



	110	W B G	4	<b>SW40</b>	32.69
	Push-fit socket/spigot. 4 boss upstands				

### ACCESS PIPES


	82	B G	15	<b>SF31</b>	75.17
	160	G	2	<b>SF611</b>	155.17

	110	W B G	4	<b>SF41</b>	68.51
	Socket/spigot				


### REAR ACCESS BENDS

	<b>87 1/2°</b>			
82	B G	1	<b>SB38</b>	111.33
	<b>87 1/2°</b>			
110	B G	4	<b>SB42</b>	98.10
	Push-fit socket/spigot			



### REAR ACCESS BRANCHES

	<b>87 1/2°</b>				
82	B G	1	<b>SY34F</b>	105.75	
	Fixed				
	110	B G	4	<b>SY402</b>	136.41
	2 boss upstands				



### BOSS CONNECTORS

	<b>87 1/2°</b>			
32	W B G	50	<b>SA411</b>	8.10
40	W B G	40	<b>SA421</b>	8.10
50	B G	40	<b>SA420</b>	11.13
	Solvent weld with push-fit seal			

### LEVEL INVERT REDUCERS

	110x82	B G	20	<b>SRM304</b>	43.13
	160x110	G	4	<b>SRM604</b>	59.40
	Spigot/socket				

### ADAPTOR

	110	B	1	<b>SA42</b>	25.45
	Soil to drain adaptor				
	110	B	1	<b>SA110</b>	19.10
	Waste to drain adaptor				

## PIPE

### 110mm co-ex soil

Size	Colour	Qty	Code	Price £
<b>3m</b>				
110	W B G	1	<b>SL403</b>	70.70
160	G	1	<b>SL603</b>	164.20
<b>4m</b>				
110	G	1	<b>SL404</b>	94.73
160	G	1	<b>SL604</b>	214.41
Double spigot				

## STRAIGHT COUPLINGS

Loose pipe socket				
82	B G	10	<b>SE300</b>	19.94
110	W B G	8	<b>SE400</b>	20.16
160	G	4	<b>SE600</b>	44.22

Double solvent socket				
82	G	50	<b>SES301</b>	20.19
110	B G	8	<b>SES401</b>	20.68
160	G	4	<b>SES601</b>	40.91

## EXPANSION COUPLING

110	B G	8	<b>SE409</b>	20.16
-----	-----	---	--------------	-------

To accommodate thermal movement in both vertical and horizontal solvent pipework

## SHORT RADIUS BENDS

<b>87½°</b>				
110	W B G	4	<b>SBS41</b>	45.51
Solvent socket/spigot				
<b>87½°</b>				
110	W B G	4	<b>SBS42</b>	41.99
Double solvent socket				
160	G	2	<b>SBS62</b>	103.26

## SHORT RADIUS BENDS

<b>45°</b>				
110	W B G	4	<b>SBS45</b>	31.46
Double solvent socket				
160	G	2	<b>SBS65</b>	103.26
<b>67½°</b>				
110	B G	4	<b>SBS415</b>	32.09
<b>67½°</b>				
160	G	2	<b>SBS615</b>	98.26
Solvent socket/spigot				

## LONG SPIGOT BEND

<b>87½°</b>				
110	W B G	4	<b>SBS40</b>	29.93
Solvent socket/spigot				

## OFFSET BENDS

<b>67½°</b>				
82	B G	30	<b>SNE300</b>	42.18
160	G	1	<b>SNE600</b>	130.08
Push-fit solvent socket				
<b>67½°</b>				
110	W B G	4	<b>SNE405</b>	41.83
Push-fit solvent socket				

## EQUAL BRANCHES

<b>87½°</b>				
160	G	2	<b>SYS601</b>	116.81
Triple solvent socket				
<b>45°</b>				
110	B G	4	<b>SYS460</b>	60.56
Solvent sockets/spigot				
110	B G	4	<b>SYS466</b>	58.72
160	G	4	<b>SYS666</b>	116.81
Triple solvent sockets				

## FIVE BOSS BRANCHES

<b>87½°</b>				
110	B G	4	<b>SYS405</b>	56.24
Triple solvent sockets				
<b>87½°</b>				
110	B G	4	<b>SY415</b>	57.98
Solvent socket/spigot				

## UNEQUAL BRANCHES

<b>87½°</b>				
160x110	G	4	<b>SYS664</b>	116.81
<b>45°</b>				
160x110	G	4	<b>SYS644</b>	116.81

## DOUBLE BRANCHES

<b>87½°</b>				
110	G	1	<b>SYS404</b>	102.95
All solvent sockets, 4 boss upstands				

## CORNER BRANCHES

110	G	1	<b>SYS411°</b>	214.37
All solvent sockets.				

## BOSS PIPES

<b>45°</b>				
110	G	4	<b>SWS4135</b>	29.91
All solvent sockets. Three 50mm boss upstands				
<b>87½°</b>				
110	W B G	4	<b>SWS415</b>	15.08
Double solvent socket. One 32mm boss connection				
110	W B G	4	<b>SWS41</b>	15.08
Double solvent socket. One 40mm boss connection				

## BOSS PIPES

110	B G	4	<b>SWS42</b>	16.07
Double solvent socket. One 50mm boss connection				

## STRAP-ON-BOSS

<b>32mm, 90°</b>				
110	B G	40	<b>SWS4150</b>	18.57
<b>40mm, 90°</b>				
110	B G	40	<b>SWS410</b>	18.57
<b>50mm, 90°</b>				
110	B G	30	<b>SWS420</b>	18.57

## CONDENSATE STRAP-ON BOSS

<b>21.5mm, 90°</b>				
110	G	50	<b>SWS4C</b>	24.36

## PATCH BOSS

<b>32mm</b>				
82	G	40	<b>SWS332</b>	14.78
<b>40mm</b>				
82	G	40	<b>SWS340</b>	15.17
<b>50mm</b>				
82	G	30	<b>SWS350</b>	16.07

## 8-WAY COLLAR BOSS

110	G	1	<b>SCB41</b>	65.41
Solvent socket/spigot				
110	G	1	<b>SCBS41</b>	65.41
Double solvent socket tail				
110	G	1	<b>SCBL41</b>	110.02
Solvent socket/spigot with 350mm spigot tail				

## BOSS PIPES

Image	Size	Colour	Qty	Code	Price £
	110	B G	4	<b>SWS40</b>	23.35
	110	B G	4	<b>SWS405</b>	24.06
Solvent socket/spigot. 4 boss upstands, 1 drilled					
	110	G	1	<b>SWS406</b>	23.35
	160	G	4	<b>SWS60</b>	73.45
Double solvent socket. 4 boss upstands, 1 drilled					
	160	G	1	<b>SW60</b>	63.72
Solvent socket/spigot.					

## CONDENSATION TRAP

Image	Size	Colour	Qty	Code	Price £
	110	G	6	<b>SCT4°</b>	45.23
With 21.5/22mm overflow connection					

## SOCKET PLUG

Image	Size	Colour	Qty	Code	Price £
	110	W B G	35	<b>SE43</b>	19.64

## ACCESS CAP

Image	Size	Colour	Qty	Code	Price £
	82	B G	30	<b>SE30</b>	38.02
	110	W B G	50	<b>SE40</b>	37.63
	160	G	15	<b>SE62</b>	102.47
With pressure plug					

## ACCESS PIPES

Image	Size	Colour	Qty	Code	Price £
	110	W B G	4	<b>SFS41</b>	37.84
Double solvent sockets. 3 boss upstands					
	160	G	2	<b>SF611</b>	155.17
Double solvent sockets					

## REAR ACCESS BENDS

Image	Size	Colour	Qty	Code	Price £
	110	B G	4	<b>SBS420</b>	106.63
87½° Double solvent socket					

## BOSS CONNECTORS

Image	Size	Colour	Qty	Code	Price £
	32	W B G	50	<b>SA411</b>	8.10
	40	W B G	40	<b>SA421</b>	8.10
	50	B G	40	<b>SA420</b>	11.13
Solvent weld with push-fit seal					
	32	G	50	<b>SA415</b>	7.14
	40	B G	56	<b>SA425</b>	7.14
	50	G	50	<b>SA435</b>	7.14
Solvent weld with solvent weld joint					
	40	W B	20	<b>KBK25</b>	4.45
	50	W B	10	<b>KBK35</b>	4.45
Solvent weld					

## ECCENTRIC REDUCERS

Image	Size	Colour	Qty	Code	Price £
	82-50	B G	90	<b>SRM30</b>	32.00
Solvent socket to boss upstand					
	110-50	B G	10	<b>SRM402</b>	22.14
Solvent socket to boss upstand					
	110-82	G	6	<b>SRS304</b>	26.44
	160-110	G	6	<b>SRS604</b>	44.33

## CLIPS

Image	Size	Colour	Qty	Code	Price £
	110	B G	50	<b>SC41</b>	17.24
	160	G	50	<b>SC61</b>	27.56
PVC coated mild steel including nut and bolt					
	1000	G	25	<b>SC621</b>	15.57
Converts socket clip to pipe clip					
	82	B G	20	<b>SC35</b>	10.11
	110	W B G	50	<b>SC45</b>	8.47
PVCu					
	82	B G	20	<b>SC35S</b>	9.52
For use with drive-in spike or backplate					
	G		200	<b>RSS1°</b>	5.73
Galvanised mild steel					
		W B G	100	<b>RCB300</b>	2.58

## CONCENTRIC REDUCER

Image	Size	Colour	Qty	Code	Price £
	110-50	B G	18	<b>SE41</b>	19.78
Spigot to boss upstand					

## DURGO AIR ADMITTANCE VALVES

Image	Size	Colour	Qty	Code	Price £
	50	W	32	<b>SVD2*</b>	153.34
	82	G	18	<b>SVD3*</b>	197.61
	110	G	18	<b>SVD4</b>	189.19
Durgo valve including polystyrene insulating hood					
*Can be fitted below flood level					
BBA certified for use up to 10 storeys					

## VENT TERMINALS

Image	Size	Colour	Qty	Code	Price £
	110	W B G	10	<b>SVC1</b>	59.25
Roof cowl/vent terminal					
	50	W B G	30	<b>RV225</b>	7.52
Vent terminal					
	82	B G	30	<b>SV321</b>	11.44
Vent terminal					
	110	W B G	60	<b>SV42</b>	11.29
Vent terminal					
	160	G	20	<b>SV62°</b>	31.52
Vent terminal					

## WEATHERING COLLAR

Image	Size	Colour	Qty	Code	Price £
	82	B	100	<b>SV31*</b>	15.41
	110	W B G	30	<b>SV43</b>	11.29
PVCu for solvent joint to pipe					
*Available in black rubber only.					

## WEATHERING SLATES










Image	Size	Colour	Qty	Code	Price £
	400	G	5	<b>SAS40</b>	87.14
Flat					
	450	G	5	<b>SAS45</b>	88.82
Inclined					
	610	G	5	<b>SAS61</b>	141.39
Inclined					

## SPARE RING SEALS

Image	Size	Code	Qty	Price £
	82	<b>SR82T</b>	5	16.91
	110	<b>SR110T</b>	5	16.91
	160	<b>SR160T</b>	5	42.29
To BS EN 681/1				

# Foundry finish Cast-iron effect soil






	Size	Colour	Qty	Code	Price £
<b>PIPE-SOCKETED</b>	2.75m	FF	1	<b>CBS508</b>	106.53
	Push-fit socket				
<b>SPIGOT ADAPTOR</b>		FF	1	<b>CBS121</b>	39.93
	Simply push into existing Cast Iron, Clay or PVC pipework.				
<b>92½° BEND</b>		FF	1	<b>CBS322</b>	64.13
	Spigot tail				
<b>135° BEND</b>		FF	1	<b>CBS331</b>	64.13
	Spigot tail				
<b>92½° BEND</b>		FF	1	<b>CBS671</b>	67.30
	Double socket				
<b>135° BEND</b>		FF	1	<b>CBS676</b>	64.13
	Double socket				
<b>92½° BRANCH</b>		FF	1	<b>CBS334</b>	94.81
					

	Size	Colour	Qty	Code	Price £
<b>BOSS PIPE</b>		FF	1	<b>CBS244</b>	54.51
					
<b>BOSS ADAPTOR - SOLVENT ONLY</b>					
	32mm	B	10	<b>BW104</b>	5.31
	40mm	B	10	<b>BW106</b>	5.31
	To connect to CBS244				
<b>BOSS ADAPTOR - PUSH-FIT ONLY</b>					
	50mm	B	10	<b>BS751</b>	9.90
	To connect with CBS244				
<b>ACCESS SADDLE</b>		FF	1	<b>CBS337</b>	41.68
					
<b>PIPE SUPPORT BRACKET</b>		FF	1	<b>CBS219</b>	10.57
	2 screw fixing				
<b>PIPE SOCKET BRACKET</b>		FF	1	<b>CBS220</b>	10.57
	2 screw fixing				
<b>FITTING SOCKET BRACKET</b>		FF	1	<b>CBS572</b>	17.67
	2 screw fixing				
<b>VENT COWL</b>		FF	1	<b>CBSV42</b>	13.38
					
<b>COACH BOLTS FIXINGS</b>		FF	10	<b>CBF001</b>	10.68
					

Foundry finish rainwater systems also available. See pages 10-11 for details

To BS EN 1519 as appropriate

# HDPE drainage

	Size	Colour	Qty	Code	Price £
<b>PIPE</b>					
	3m				
	110	B	144	<b>S 10 11 03</b>	31.71
	5m				
	56	B	745*	<b>S 10 56 00</b>	22.42
	75	B	405*	<b>S 10 07 00</b>	28.13
	110	B	375*	<b>S 10 11 00</b>	52.87
	160	B	195*	<b>S 10 16 00</b>	119.88
	200	B	100*	<b>S 10 20 00</b>	157.45
	250	B	60*	<b>S 10 25 00</b>	243.84
	315	B	50*	<b>S 10 31 00</b>	377.99
	* Pack quantity in m per crate				
<b>ELECTROFUSION COUPLER</b>					
	56	B	20	<b>S 41 56 95</b>	4.53
	75	B	20	<b>S 41 07 95</b>	5.36
	110	B	20	<b>S 41 11 95</b>	7.06
	160	B	5	<b>S 41 16 95</b>	15.30
	200	B	1	<b>S 41 20 65</b>	122.15
	250	B	1	<b>S 41 25 65</b>	173.03
	315	B	1	<b>S 41 31 65</b>	223.90
<b>EXPANSION SOCKET ELECTROFUSION</b>					
	56	B	20	<b>S 40 56 20</b>	9.03
	75	B	20	<b>S 42 07 20</b>	11.21
	110	B	20	<b>S 42 11 20</b>	11.21
	160	B	5	<b>S 42 16 20</b>	32.56
	200 **	B	1	<b>S 40 20 20</b>	261.33
	250 **	B	1	<b>S 40 25 20</b>	447.04
	315 **	B	1	<b>S 40 31 20</b>	609.63
	**Butt weld only, also excludes protection plug				
<b>PLUG-IN SOCKET</b>					
	56/32	B	20	<b>S 42 32 50</b>	5.65
	56/40	B	30	<b>S 42 40 50</b>	5.65
	56	B	20	<b>S 42 56 50</b>	4.53
	75	B	20	<b>S 42 07 50</b>	6.84
	110	B	20	<b>S 42 11 50</b>	8.18
	160 *	B	10	<b>S 42 16 50</b>	27.07
	Includes protection plug. Electrofusible spigot ends. * Butt-weld only				
<b>REDUCERS</b>					
	56/32	B	20	<b>KR310H</b>	4.45
	56/40	B	20	<b>KR320H</b>	4.45
	Reducers to go inside S 42 56 50				

	Size	Colour	Qty	Code	Price £
<b>INSPECTION SCREW</b>					
	56	B	20	<b>S 66 56 40</b>	7.89
	75	B	20	<b>S 66 07 40</b>	14.33
	110	B	10	<b>S 66 11 40</b>	19.38
<b>BENDS</b>					
	90°				
	160	B	10	<b>S 11 16 91</b>	26.15
	200	B	10	<b>S 11 20 91</b>	36.99
	250	B	1	<b>S 11 25 91</b>	60.47
	315	B	1	<b>S 11 31 91</b>	87.32
	Butt-weld only				
	90°				
	56	B	20	<b>S 11 56 92</b>	2.84
	75	B	25	<b>S 11 07 92</b>	5.36
	110	B	20	<b>S 11 11 96</b>	6.84
	Electrofusible at one side				
	15°				
	110	B	1	<b>S 18 11 15</b>	21.22
	160	B	1	<b>S 18 16 15</b>	63.92
	200	B	1	<b>S 18 20 15</b>	90.65
	250	B	1	<b>S 18 25 15</b>	128.77
	315	B	1	<b>S 18 31 15</b>	186.77
	Fabricated				
	30°				
	110	B	1	<b>S 18 11 30</b>	20.03
	160	B	1	<b>S 18 16 30</b>	63.22
	200	B	1	<b>S 18 20 30</b>	61.03
	250	B	1	<b>S 18 25 30</b>	81.48
	315	B	1	<b>S 18 31 30</b>	111.99
	Fabricated				

Additional sizes are available

For further information, contact our  
Customer Services department on **01622 852585**

## ELBOW

Size	Colour	Qty	Code	Price £
<b>88½°</b>				
56	B	20	<b>S 12 56 88</b>	2.84
75	B	20	<b>S 12 07 88</b>	4.95
110	B	20	<b>S 12 11 88</b>	7.33
160	B	10	<b>S 12 16 88</b>	26.50
200	B	1	<b>S 12 20 88*</b>	191.63
250	B	1	<b>S 12 25 88*</b>	313.55
315	B	1	<b>S 12 31 88*</b>	450.41
* Fabricated				
<b>45°</b>				
56	B	20	<b>S 12 56 45</b>	2.61
75	B	20	<b>S 12 07 45</b>	3.88
110	B	20	<b>S 12 11 45</b>	5.71
160	B	5	<b>S 12 16 45</b>	23.39
200	B	5	<b>S 12 20 45</b>	79.06
250	B	5	<b>S 12 25 45</b>	127.01
315	B	5	<b>S 12 31 45</b>	172.10
<b>45°</b>				
75	B	20	<b>S 12 07 46</b>	6.70
110	B	20	<b>S 12 11 46</b>	6.12
Long spigot				

## Y-BRANCH 45°

56/56	B	20	<b>S 30 56 56</b>	5.16
75/56	B	20	<b>S 30 07 56</b>	6.21
75/75	B	20	<b>S 30 07 07</b>	5.92
110/56	B	10	<b>S 30 11 56</b>	10.72
110/75	B	10	<b>S 30 11 07</b>	10.22
110/110	B	15	<b>S 30 11 11</b>	10.22
160/56 *	B	5	<b>S 30 16 56</b>	70.26
160/75	B	5	<b>S 30 16 07</b>	46.80
160/110	B	5	<b>S 30 16 11</b>	46.80
160/160	B	5	<b>S 30 16 16</b>	46.80
200/75	B	1	<b>S 30 20 07</b>	101.78
200/110	B	1	<b>S 30 20 11</b>	101.78
200/160	B	1	<b>S 30 20 16</b>	105.86
200/200	B	1	<b>S 30 20 20</b>	152.66
250/110 *	B	1	<b>S 30 25 11</b>	173.03
250/160 *	B	1	<b>S 30 25 16</b>	183.17
250/200 *	B	1	<b>S 30 25 20</b>	183.17
250/250 *	B	1	<b>S 30 25 25</b>	244.41
315/110 *	B	1	<b>S 30 31 11</b>	284.94
315/160 *	B	1	<b>S 30 31 16</b>	284.94
315/200 *	B	1	<b>S 30 31 20</b>	305.30
315/250 *	B	1	<b>S 30 31 25</b>	305.30
315/315 *	B	1	<b>S 30 31 31</b>	366.34
* Fabricated				

## BRANCHES

Size	Colour	Qty	Code	Price £
<b>88½°</b>				
56/56	B	20	<b>S 20 56 56</b>	5.16
75/56	B	20	<b>S 20 07 56</b>	6.64
75/75	B	20	<b>S 20 07 07</b>	6.34
110/56	B	10	<b>S 20 11 56</b>	9.64
110/75	B	10	<b>S 20 11 07</b>	9.17
110/110	B	15	<b>S 20 11 11</b>	9.17
160/56 *	B	5	<b>S 20 16 56</b>	50.89
160/75 *	B	5	<b>S 20 16 07</b>	50.89
160/110 *	B	5	<b>S 20 16 11</b>	50.89
160/160 *	B	5	<b>S 20 16 16</b>	50.89
200/75 *	B	1	<b>S 20 20 07</b>	142.50
200/110 *	B	1	<b>S 20 20 11</b>	101.78
200/160 *	B	1	<b>S 20 20 16</b>	101.78
200/200 *	B	1	<b>S 20 20 20</b>	101.78
250/110 *	B	1	<b>S 20 25 11</b>	142.50
250/160 *	B	1	<b>S 20 25 16</b>	142.50
250/200 *	B	1	<b>S 20 25 20</b>	142.50
250/250 *	B	1	<b>S 20 25 25</b>	142.50
315/110 *	B	1	<b>S 20 31 11</b>	162.82
315/160 *	B	1	<b>S 20 31 16</b>	162.82
315/200 *	B	1	<b>S 20 31 20</b>	162.82
315/250 *	B	1	<b>S 20 31 25</b>	162.82
315/315 *	B	1	<b>S 20 31 31</b>	162.82

\* Fabricated  
Equal branches for rainwater applications only

<b>45°</b>				
110/110	B	10	<b>S 36 11 11</b>	19.02

<b>60°</b>				
110/110	B	5	<b>S 37 11 11</b>	16.79

<b>88½° Swept entry</b>				
110/110	B	15	<b>S 25 11 11</b>	10.44

## CLEAN OUT BRANCHES

Size	Colour	Qty	Code	Price £
<b>45°</b>				
110/110	B	1	<b>S 33 11 00</b>	31.02
160/110	B	1	<b>S 33 16 00</b>	74.79
<b>90°</b>				
56/56	B	1	<b>S 23 56 00</b>	31.95
75/75	B	1	<b>S 23 07 00</b>	22.42
110/110	B	1	<b>S 23 11 20</b>	30.54
160/110	B	1	<b>S 23 16 20</b>	71.25
200/110	B	1	<b>S 23 20 00</b>	112.28
250/110	B	1	<b>S 23 25 00</b>	151.32
315/110	B	1	<b>S 23 31 00</b>	195.93

## DOUBLE BALL BRANCH 88½°

<b>Fabricated - 90°</b>				
110/56	B	1	<b>S 24 11 15</b>	32.29
110/75	B	1	<b>S 24 11 17</b>	32.29
110/110	B	1	<b>S 24 11 01</b>	32.29

<b>Fabricated - 135°</b>				
110/56	B	1	<b>S 24 11 25</b>	33.91
110/75	B	1	<b>S 24 11 27</b>	33.91
110/110	B	1	<b>S 24 11 02</b>	33.91

<b>Fabricated - 180°</b>				
110/56	B	1	<b>S 24 11 35</b>	36.37
110/75	B	1	<b>S 24 11 37</b>	34.61
110/110	B	1	<b>S 24 11 03</b>	34.61

## TRIPLE BALL BRANCH 88½°

<b>Fabricated - 90°</b>				
110/56	B	1	<b>S 34 11 15</b>	57.22
110/75	B	1	<b>S 34 11 17</b>	57.22
110/110	B	1	<b>S 34 11 01</b>	57.22
<b>Fabricated - 135°</b>				
110/56	B	1	<b>S 34 11 25</b>	57.22
110/75	B	1	<b>S 34 11 27</b>	57.22
110/110	B	1	<b>S 34 11 02</b>	57.22

## FOURFOLD BALL BRANCH 88½°

<b>Fabricated - 90°</b>				
110/56	B	1	<b>S 44 11 15</b>	70.70
110/75	B	1	<b>S 44 11 17</b>	70.70
110/110	B	1	<b>S 44 11 01</b>	70.70

## FOURWAY RISER

110/4x56	B	1	<b>S 46 11 11</b>	40.59
----------	---	---	-------------------	-------

## FOUR WAY SOIL MANIFOLD 135°

110/56		1	<b>S 44 11 56</b>	75.91
--------	--	---	-------------------	-------

## AERATOR

110	B	1	<b>S 60 11 17</b>	91.90
160	B	1	<b>S 60 16 17</b>	232.35
Butt-weld only				

Additional sizes are available

For further information, contact our Customer Services department on **01622 852585**

Size	Colour	Qty	Code	Price £
<b>END CAP – FLAT</b>				
56	B	20	<b>S 67 56 07</b>	2.17
75	B	20	<b>S 67 07 07</b>	2.17
110	B	20	<b>S 67 11 07</b>	3.25
Butt-weld only				

Size	Colour	Qty	Code	Price £
<b>END CAP – DOME</b>				
160	B	1	<b>S 67 16 09</b>	10.22
200	B	1	<b>S 67 20 09</b>	17.77
250	B	1	<b>S 67 25 09</b>	109.25
315	B	1	<b>S 67 31 09</b>	135.88
Butt-weld only				

Size	Colour	Qty	Code	Price £
<b>56MM BOSS ADAPTER</b>				
32	45	1	<b>S 00 56 32</b>	3.66
40	55	1	<b>S 00 56 40</b>	3.66

Size	Colour	Qty	Code	Price £
<b>REDUCER ECCENTRIC – LONG</b>				
200/110	B	1	<b>S 14 20 11*</b>	81.48
200/160	B	1	<b>S 14 20 16**</b>	81.48
250/200	B	1	<b>S 14 25 20**</b>	132.28
315/200	B	1	<b>S 14 31 20*</b>	183.17
315/250	B	1	<b>S 14 31 25**</b>	183.17
* type A ** type B				
Please refer to page 13 of the HDPE brochure for further details.				

Size	Colour	Qty	Code	Price £
<b>REDUCER ECCENTRIC – SHORT</b>				
75/56	B	20	<b>S 16 07 56</b>	3.66
110/40	B	10	<b>S 16 11 04</b>	5.36
110/56	B	10	<b>S 16 11 56</b>	5.36
110/75	B	20	<b>S 16 11 07</b>	5.16
160/110	B	5	<b>S 16 16 11</b>	11.21

Size	Colour	Qty	Code	Price £
<b>REDUCER CONCENTRIC</b>				
75/56	B	20	<b>S 15 07 56</b>	3.05
110/40	B	20	<b>S 15 11 04</b>	4.73
110/56	B	20	<b>S 15 11 56</b>	4.73
110/75	B	20	<b>S 15 11 07</b>	4.53
160/110	B	1	<b>S 15 16 11</b>	9.17
200/160 *	B	20	<b>S 15 20 16</b>	98.89
250/160 *	B	20	<b>S 15 25 16</b>	152.87
250/200 *	B	20	<b>S 15 25 20</b>	152.87
315/200 *	B	20	<b>S 15 31 20</b>	190.08
315/250 *	B	20	<b>S 15 31 25</b>	190.08
* Butt-weld only				

Size	Colour	Qty	Code	Price £
<b>CONTRACTION SLEEVE</b>				
50/70	B	5	<b>S 55 05 03</b>	25.66
56/75	B	5	<b>S 55 56 01</b>	25.66
75/90	B	5	<b>S 55 07 01</b>	27.85
110/125	B	5	<b>S 55 11 02</b>	32.07

Size	Colour	Qty	Code	Price £
<b>STUB FLANGE</b>				
56 *	B	5	<b>S 47 56 02</b>	16.08
75 *	B	5	<b>S 47 07 02</b>	20.38
110	B	5	<b>S 47 11 02</b>	22.42
160	B	1	<b>S 47 16 02</b>	40.74
200 *	B	1	<b>S 47 20 02</b>	71.25
250 *	B	1	<b>S 47 25 02</b>	138.21
315 *	B	1	<b>S 47 31 02</b>	223.90
* Butt-weld only				

Size	Colour	Qty	Code	Price £
<b>WALL-LAVATORY BEND 90°</b>				
110/90	B	10	<b>S 50 11 85</b>	12.83
Includes protection plug				
<b>Horizontal Left</b>				
110/90	B	5	<b>S 50 10 32</b>	57.52
110/110 *	B	5	<b>S 50 11 32</b>	57.52
Includes protection plug *NBR o-ring				

Size	Colour	Qty	Code	Price £
<b>Horizontal Right</b>				
110/90	B	5	<b>S 50 10 33</b>	57.52
110/110 *	B	5	<b>S 50 11 33</b>	57.52
Includes protection plug *NBR o-ring				

Size	Colour	Qty	Code	Price £
<b>DOUBLE WALL-LAVATORY BEND 90°</b>				
<b>Vertical</b>				
110/110	B	5	<b>S 50 11 34</b>	88.86
With protection plug NBR o-ring				
<b>Horizontal</b>				
110/90	B	1	<b>S 50 09 35</b>	106.84
110/110	B	1	<b>S 50 11 35</b>	121.00
With protection plug NBR o-ring				

Size	Colour	Qty	Code	Price £
<b>WALL-CONNECTOR SOCKET</b>				
90/90	B	10	<b>S 50 09 51</b>	7.41
110/110	B	10	<b>S 50 11 71</b>	8.04
Butt-weld only				

Size	Colour	Qty	Code	Price £
<b>ANCHOR BRACKET</b>				
56 x 1/2"		1	<b>S 70 56 78</b>	5.22
75 x 1/2"		1	<b>S 70 07 78</b>	5.77
110 x 1/2"		1	<b>S 70 11 78</b>	6.12
160 x 1/2"		1	<b>S 70 16 78</b>	7.47
200 x 1"		1	<b>S 70 20 80</b>	22.85
250 x 1"		1	<b>S 70 25 80</b>	24.39
315 x 1"		1	<b>S 70 31 80</b>	27.42
For fixing to wall				

Size	Colour	Qty	Code	Price £
<b>GUIDE BRACKET</b>				
56 x M10		1	<b>S 70 56 10</b>	4.59
75 x M10		1	<b>S 70 07 10</b>	4.95
110 x M10		1	<b>S 70 11 10</b>	5.51
160 x M10		1	<b>S 70 16 10</b>	6.42
For fixing to wall. Galvanised steel				

Size	Colour	Qty	Code	Price £
<b>CLAMP LINERS</b>				
56		1	<b>S 70 56 15</b>	18.53
75		1	<b>S 70 07 15</b>	19.64
90		1	<b>S 70 09 15</b>	20.21
110		1	<b>S 70 11 15</b>	20.77
160		1	<b>S 70 16 15</b>	21.89
200		1	<b>S 70 20 15</b>	50.51

Size	Colour	Qty	Code	Price £
<b>MOUNTING PLATE</b>				
1/2**		1	<b>S 70 94 78</b>	5.00
1***		1	<b>S 70 94 80</b>	6.12
M10**		1	<b>S 70 94 10</b>	3.81
* For anchor bracket ** For guide bracket Galvanised steel				

Size	Colour	Qty	Code	Price £
<b>MANUAL PIPE SCRAPER</b>				
		1	<b>S 41 96 00</b>	12.55

Size	Colour	Qty	Code	Price £
<b>SPIDER SCRAPER</b>				
		1	<b>S 41 98 65</b>	1480.01
Replacement blades		1	<b>S 41 98 61</b>	111.36

Size	Colour	Qty	Code	Price £
<b>PIPE CUTTER</b>				
40 - 63mm		1	<b>S 40 09 10</b>	398.49
110 - 160mm		1	<b>S 49 11 10</b>	942.92

Size	Colour	Qty	Code	Price £
<b>PE CLEANER</b>				
		1	<b>S 60 10 00</b>	40.42

Size	Colour	Qty	Code	Price £
<b>GREASE PENCIL</b>				
		12	<b>S 41 96 20</b>	63.99

Size	Colour	Qty	Code	Price £
<b>PROTECTION FOR PLUG-IN SOCKET</b>				
56		1	<b>S 40 56 19</b>	0.62
75		1	<b>S 40 07 19</b>	0.74
110		1	<b>S 40 11 28</b>	0.91
160		1	<b>S 40 16 19</b>	1.57
200		1	<b>S 40 20 19</b>	2.70

Size	Colour	Qty	Code	Price £
<b>PROTECTION CAP FOR PIPE END</b>				
56		1	<b>S 40 56 29</b>	1.24
75		1	<b>S 40 07 29</b>	1.47
110		1	<b>S 40 11 29</b>	2.36
160		1	<b>S 40 16 29</b>	5.56

**Additional sizes are available**

For further information, contact our Customer Services department on **01622 852585**

Size	Colour	Qty	Code	Price £
<b>PIPE WITH SOCKET</b>				
3m				
110	BL	10	<b>PPA-110-034-300-D</b>	76.12
160	BL	28	<b>PPA-160-049-300-D</b>	190.29

Size	Colour	Qty	Code	Price £
<b>SHORT PIPE SOCKET</b>				
110	BL	6	<b>VDK-110-000-00D</b>	8.68

Size	Colour	Qty	Code	Price £
<b>SLIP COUPLING</b>				
110	BL	6	<b>VMP-110-000-00D</b>	18.34
160	BL	6	<b>VMP-160-000-00D</b>	33.55

Size	Colour	Qty	Code	Price £
<b>DOUBLE SOCKET COUPLING</b>				
110	BL	6	<b>VMD-110-000-00D</b>	18.34
160	BL	6	<b>VMD-160-000-00D</b>	33.55

Size	Colour	Qty	Code	Price £
<b>SHORT RADIUS BEND</b>				
15°				
110	BL	8	<b>VKL-110-000-15D</b>	19.02
30°				
110	BL	8	<b>VKL-110-000-30D</b>	19.02
45°				
110	BL	14	<b>VKL-110-000-45D</b>	19.02
160	BL	6	<b>VKL-160-000-45D</b>	38.07
67½°				
110	BL	4	<b>VKL-110-000-67D</b>	19.02
90°				
110	BL	14	<b>VKL-110-000-90D</b>	19.02
160	BL	4	<b>VKL-160-000-90D</b>	38.07

Size	Colour	Qty	Code	Price £
<b>PHONOKLIP® BRACKET-ANCHOR / GUIDE</b>				
110	BL	10	<b>POB-PHO-110-000</b>	17.58
160	BL	10	<b>POB-PHO-160-000</b>	27.75

Size	Colour	Qty	Code	Price £
<b>BRACKET -ANCHOR/GUIDE</b>				
110	BL	1	<b>POB-STL-110-000</b>	13.76
160	BL	1	<b>POB-STL-160-000</b>	16.79
Rubber lined.				

Size	Colour	Qty	Code	Price £
<b>BACKPLATES</b>				
M8		10	<b>BPTM8</b>	6.13
M10		10	<b>BPTM10</b>	6.13
Includes thread. BZP - recommended for internal use only.				

Size	Colour	Qty	Code	Price £
<b>EQUAL BRANCH</b>				
45°				
110/110	BL	7	<b>VTR-110-110-45D</b>	34.26
160/110	BL	3	<b>VTR-160-110-45D</b>	68.51
160/160	BL	2	<b>VTR-160-160-45D</b>	91.33

Size	Colour	Qty	Code	Price £
67½°				
110/110	BL	8	<b>VTR-110-110-67D</b>	34.26

Size	Colour	Qty	Code	Price £
<b>ECCENTRIC REDUCERS</b>				
160/110	BL	15	<b>VRD-160-110-00D</b>	24.39

Size	Colour	Qty	Code	Price £
<b>SOCKET PLUG</b>				
110	BL	20	<b>VKK-110-000-00D</b>	12.21
160	BL	10	<b>VKK-160-000-00D</b>	38.07

Size	Colour	Qty	Code	Price £
<b>SOCKET PLUG HOLDER</b>				
110		1	<b>VCLP-KIE-STL-110</b>	23.82
160		1	<b>VCLP-KIE-STL-160</b>	31.46

Size	Colour	Qty	Code	Price £
<b>AERATOR</b>				
110		1	<b>VVEN-110-110-75D</b>	142.82
160		1	<b>VVEN-160-110-75D</b>	283.17

Size	Colour	Qty	Code	Price £
<b>ACCESS PIPE</b>				
110	BL	6	<b>VCZ-110-000-00D</b>	38.07
160	BL	6	<b>VCZ-160-000-00D</b>	91.33

Size	Colour	Qty	Code	Price £
<b>8-WAY COLLAR BOSS</b>				
110	BL	1	<b>SCB41BL<sup>†</sup></b>	59.34
Solvent socket / spigot				

Size	Colour	Qty	Code	Price £
<b>BRANCH</b>				
110	BL	1	<b>SY405BL<sup>†</sup></b>	55.47
5 bosses				
110	BL	4	<b>SY401BL</b>	55.47
No bosses				

Size	Colour	Qty	Code	Price £
<b>DOUBLE BRANCH</b>				
110	BL	4	<b>SY404BL<sup>†</sup></b>	102.05

Size	Colour	Qty	Code	Price £
<b>BOSS PIPE</b>				
110	BL	1	<b>SW40BL<sup>†</sup></b>	29.68

Size	Colour	Qty	Code	Price £
<b>STRAIGHT COUPLING</b>				
110	BL	4	<b>SE402BL<sup>†</sup></b>	49.27

Size	Colour	Qty	Code	Price £
<b>BOSS CONNECTOR</b>				
32	BL	1	<b>SA411XBL<sup>†</sup></b>	4.96
40	BL	1	<b>SA421XBL<sup>†</sup></b>	6.24
50	BL	1	<b>SA420XBL<sup>†</sup></b>	7.50
To connect to standard Marley Waste pipe				

## Rigid WC connectors

Size	Colour	Qty	Code	Price £
<b>STRAIGHT CONNECTORS</b>				

14°				
110	W	1	<b>SG40</b>	41.02
Spigot				
110	W	1	<b>SGS41W*</b>	17.56
Solvent socket. Pan socket to be trimmed to suit WC spigot				

Size	Colour	Qty	Code	Price £
<b>BENT CONNECTORS</b>				

90°				
110	W	4	<b>ST40</b>	50.55
Solvent socket				
90°				
110	W	4	<b>ST41W</b>	33.64
Long spigot				
85°				
110	W	4	<b>STS41W*</b>	38.99
Solvent socket Pan socket to be trimmed to suit WC spigot				
90°				
110	W	4	<b>SBS40W</b>	29.93
Long spigot/ solvent socket				

Size	Colour	Qty	Code	Price £
<b>WC SEAL AND CAP</b>				

83 - 114mm outlet				
W	70	<b>SA323W</b>	19.10	
For use with SGS41 and STS41				

## Universal push-fit WC connectors

Size	Colour	Qty	Code	Price £
<b>STRAIGHT CONNECTORS</b>				

100	W	24	<b>SWC11</b>	16.87
14°				
100	W	20	<b>SWCB14</b>	18.50
22°				
100	W	24	<b>SWC22</b>	17.59

Size	Colour	Qty	Code	Price £
<b>LONG BENT CONNECTOR</b>				

90°				
100	W	10	<b>SWCB90</b>	23.57

Size	Colour	Qty	Code	Price £
<b>EXTENSION PIECE</b>				

100	W	12	<b>SWCE33</b>	15.38
-----	---	----	---------------	-------


Additional sizes are available

For further information, contact our Customer Services department on **01622 852585**


WC manifold components

Size	Colour	Qty	Code	Price £
------	--------	-----	------	---------


BRANCH

	110x90	W	10	<b>SM41W</b>	61.66
Solvent sockets					


ADJUSTABLE WC BEND

	50° - 90°				
	90	W	15	<b>SM42W*</b>	49.84
50mm boss upstand Pan socket to be trimmed to suit WC spigot					


ADJUSTABLE SPIGOT BEND

	50° - 90°				
	90	W	15	<b>SM43W</b>	49.84
50mm boss upstand					


WC CONNECTOR

	90	W	30	<b>SM44W*</b>	28.66
Solvent socket Pan socket to be trimmed to suit WC spigot					

EXTENSION PIPE

	90	W	50	<b>SM45W</b>	31.45
300mm For use with SM43 only					



WC SEAL AND CAP

	83-114mm outlet				
		W	70	<b>SA323W</b>	19.10
For use with SM42 and SM44					


PVCu floor outlets

Size	Colour	Qty	Code	Price £
------	--------	-----	------	---------

TRAPPED FLOOR GULLIES

	50	G	8	<b>SFG42AS</b>	79.75
Solvent outlet. 90mm adjustable water seal					
	82	G	8	<b>SFG43AS</b>	79.75
Solvent outlet. 75mm adjustable water seal					

STAINLESS STEEL TILE GRATE AND COVER

	150 x 150	NU	1	<b>SGG4</b>	39.90
Grade 304 stainless steel					

Pipe support systems°

Size	Colour	Qty	Code	Price £
------	--------	-----	------	---------

TWO PIECE PIPE BRACKET

	110	NU	1	<b>JB42</b>	32.07
	160	NU	1	<b>JB62</b>	35.60

DOUBLE SUPPORT BASE PLATE

	110	NU	1	<b>JBP42</b>	21.29
	160	NU	1	<b>JBP62</b>	25.43

CHANNEL STRIP

	2m	NU	1	<b>JCS2</b>	84.95
---	----	----	---	-------------	-------


SINGLE SUPPORT BASE PLATE

		NU	1	<b>JDP1</b>	13.06
---	--	----	---	-------------	-------

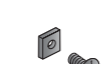
CHANNEL STRIP ANGLE

		NU	1	<b>JCA1</b>	28.78
---	--	----	---	-------------	-------

BARREL CLIP COLLAR

	1m PVC strip when cut to length converts pipe bracket to pipe size	G	1	<b>SC621</b>	15.57
---	--	---	---	--------------	-------

NUTS AND BOLTS

	20mm x 6mm	NU	10	<b>RNB11</b>	10.63
---	------------	----	----	--------------	-------

Size	Qty	Code	Price £
------	-----	------	---------

STUDOR P.A.P.A. (POSITIVE AIR PRESSURE ATTENUATOR)

75/110	1	<b>8F-STU616-WHB</b>	POA
--------	---	----------------------	-----



Installation recommendations

5 - 10 floors	One unit on the base
11 - 15 floors	One unit on the base, one halfway
16 - 25 floors	One on base, one on 5th floor, one half way or remaining floors above 5th floor
26 - 50 floors	Two units in series on the base, then one unit on every fifth floor up to the 25th floor, and then one every 10th floor
51 or more	Please consult with manufacturer for further information

Volume Capacity

Series assembly	(litres)	Temperature range	- 20°C to + 60°C - 40°F to + 150°F
1 unit	3.785	Max. pressure rating	10,000 Pa (1m/40" H <sub>2</sub> O) at 0 Pa or higher
2 units	7.570		
3 units	11.355		
4 units	15.140		

Size	Qty	Code	Price £
------	-----	------	---------

STUDOR MAXI-VENT WITH CONNECTOR

75/110	1	<b>49112</b>	POA
--------	---	--------------	-----



Performance parameter

Temperature range	- 40°C to + 60°C (CE) - 40°F to + 150°F (ASSE)	Air flow capacity	Branch	Stack
Opening pressure	-70 Pa (-0.010 PSI)	Europe	32 l/s	32 l/s
Max. pressure rating tightness	10,000 Pa (1m/40" H <sub>2</sub> O) at 0 Pa or higher	AU/NZ	32 l/s / 1728 FU	32 l/s / 125 FU
		USA	1 to 160 DFU	72 to 500 DFU

Size	Qty	Code	Price £
------	-----	------	---------

STUDOR MINI-VENT WITH CONNECTOR

32-63	1	<b>49017</b>	POA
-------	---	--------------	-----



Performance parameter

Temperature range	-20°C to +60°C (CE) -40°F to +150°F (ASSE)	Air flow capacity	Branch	Stack
Opening pressure	-70 Pa (-0.010 PSI)	Europe	7.5 l/s	7.5 l/s
Max. pressure rating tightness	10,000 Pa (1m/40" H <sub>2</sub> O) at 0 Pa or higher	AU/NZ	7.5 l/s / 94 FU	7.5 l/s / 7 FU
		USA	1 to 160 DFU	8 to 24 DFU

For more WC connectors, see Multikwik section on page 51

# SANITARY SYSTEMS

STRENGTH YOU CAN **TRUST**

The Multikwik range of sanitary systems includes sanitary frames, concealed cisterns, flush and fill valves and a wide range of flush plates – all the things that offer reliable solutions for modern washrooms.



PROBLEM SOLVED

## SANITARY PRICE LIST AVAILABLE

FROM MULTIKWIK.COM

## Contents

<b>Traps</b> .....	<b>44</b>	<b>WC connectors</b> .....	<b>51</b>
Bottle traps.....	45	Modern pans (97-108mm).....	52-53
Universal traps.....	45	Old pans (108-114mm).....	54
Tubular traps .....	46	Stainless steel pans (76-95mm).....	55
Shower waste traps.....	46	Ancillaries.....	55
Bath waste traps .....	46-47		
Ventilation.....	47	<b>Floor drainage</b> .....	<b>56</b>
Utility.....	47	Linum.....	57
Sink waste and overflow kit .....	47	Shower gullies.....	57-58
Bath waste and overflow kit.....	48	Continuous channel.....	58
<b>Compression waste</b> .....	<b>49</b>		
White compression waste.....	50		
Chrome compression waste .....	50		

## Product Key

Throughout this section you will see the following symbols:

### Traps

 Adjustable

 Resealing

**50** All traps have a water seal depth of 75mm unless otherwise stated

### WC connectors

Pipe:

**1** Standard 99-105mm

**2** Cast Iron 88-92mm

**3** Old 74-77mm

**4** Copper 105-108mm

**5** Extremely old 105-108mm

### Special colours

 Chrome

 Stainless steel

# TRAPS

SECURITY YOU CAN **TRUST**

The Multikwik range has been created with and by plumbers – the people who know best about typical installation problems, installer preferences and what makes a reliable product.

**Key:**

Adjustable

Resealing

All traps have a water seal depth of 75mm unless otherwise stated

**PROBLEM SOLVED**

**Universal all in one trap**

SP032 | SP040

- Variable outlet adjusts 360°
- Adjustable inlet
- Ideal for installations where space is at a premium or pipework is misaligned



## TRAPS

KEY: Resealable Adjustable Seal Depth Chrome Stainless Steel








SIZE	PRODUCT CODE	PACK	BOX	PRICE (€) EACH
<b>BOTTLE – STANDARD</b>				
32mm	<b>B032</b>	10	50	<b>7.74</b>
40mm	<b>B040</b>	10	40	<b>8.81</b>
<b>BOTTLE – RESEALING</b>				
32mm	<b>B032R</b>	10	50	<b>10.15</b>
40mm	<b>B040R</b>	10	40	<b>11.91</b>
<ul style="list-style-type: none"> <li>■ Resealing function to prevent loss of water seal</li> </ul>				
<b>BOTTLE – ADJUSTABLE</b>				
32mm	<b>B032A</b>	10	40	<b>9.40</b>
40mm	<b>B040A</b>	10	40	<b>11.27</b>
<ul style="list-style-type: none"> <li>■ Adjustable inlet for installation flexibility</li> <li>■ Min height: 195mm; max height: 300mm</li> </ul>				
<b>BOTTLE – ADJUSTABLE/RESEALING</b>				
32mm	<b>B032RA</b>	5	40	<b>11.83</b>
40mm	<b>B040RA</b>	5	30	<b>13.64</b>
<ul style="list-style-type: none"> <li>■ Resealing function to prevent loss of water seal</li> <li>■ Adjustable inlet for installation flexibility</li> <li>■ Min height: 195mm; max height: 300mm</li> </ul>				
<b>BOTTLE – ANTI-VAC</b>				
32mm	<b>B032V</b>	10	50	<b>10.30</b>
40mm	<b>B040V</b>	10	50	<b>12.17</b>
<ul style="list-style-type: none"> <li>■ Resealing function to prevent loss of water seal</li> <li>■ Anti-vac allows air to be drawn in to prevent self-syphonage of the water trap seal and gurgling</li> </ul>				
<b>BOTTLE – COMPACT</b>				
32mm	<b>B032S</b>	5	65	<b>6.49</b>
40mm	<b>B040S</b>	5	50	<b>7.47</b>
<ul style="list-style-type: none"> <li>■ Use when connecting into flat bottomed appliances that discharge into a gully</li> </ul>				
<b>BOTTLE – SLIMLINE</b>				
32mm	<b>BS032</b>	5	40	<b>8.10</b>
<ul style="list-style-type: none"> <li>■ Space saving</li> <li>■ Adjustable inlet for installation flexibility</li> <li>■ Min height: 195mm; max height: 300mm</li> </ul>				

SIZE	PRODUCT CODE	PACK	BOX	PRICE (€) EACH
<b>STRAIGHT THROUGH ADJUSTABLE</b>				
32mm	<b>ST032</b>	10	40	<b>9.74</b>
<ul style="list-style-type: none"> <li>■ Unique slimline design, saving space</li> <li>■ Adjustable telescopic outlet for installation flexibility</li> <li>■ Easy to clean and maintain</li> </ul>				
<b>BOTTLE – ADJUSTABLE</b>				
32mm	<b>B032ACR</b>	1	20	<b>36.15</b>
<ul style="list-style-type: none"> <li>■ High quality mirror chrome finish</li> <li>■ Includes 400mm x 32mm chromed pipe</li> <li>■ Adjustable inlet for installation flexibility</li> <li>■ Min height: 195mm; max height: 300mm</li> </ul>				
<b>BOTTLE – ADJUSTABLE/RESEALING</b>				
32mm	<b>B032RACR</b>	1	40	<b>32.40</b>
40mm	<b>B040RACR</b>	1	40	<b>33.88</b>
<ul style="list-style-type: none"> <li>■ High quality mirror chrome finish</li> <li>■ Adjustable inlet for installation flexibility</li> <li>■ Min height: 195mm; max height: 300mm</li> <li>■ Resealing function to prevent loss of water seal</li> </ul>				
<b>UNIVERSAL ALL IN ONE</b>				
32mm	<b>SP032</b>	10	50	<b>10.11</b>
40mm	<b>SP040</b>	10	40	<b>11.31</b>
<ul style="list-style-type: none"> <li>■ Adjustable inlet for installation flexibility</li> <li>■ Multi position outlet adjusts 360° providing installation flexibility</li> <li>■ Use as either an 'S' or 'P' trap</li> </ul>				
<b>RUNNING</b>				
32mm	<b>RP032</b>	5	50	<b>10.10</b>
40mm	<b>RP040</b>	5	35	<b>10.73</b>
50mm	<b>RP050X</b>	5	40	<b>20.71</b>
<ul style="list-style-type: none"> <li>■ Use to trap a range of appliances</li> </ul>				
<b>'P' TRAP</b>				
32mm	<b>P032</b>	10	60	<b>6.74</b>
40mm	<b>P040</b>	10	40	<b>7.99</b>
50mm	<b>P050</b>	5	50	<b>14.65</b>
<ul style="list-style-type: none"> <li>■ Use for horizontal pipework</li> </ul>				
<b>'P' TRAP ADJUSTABLE</b>				
32mm	<b>P032A</b>	10	50	<b>8.47</b>
40mm	<b>P040A</b>	10	40	<b>9.73</b>
<ul style="list-style-type: none"> <li>■ Adjustable inlet for installation flexibility</li> <li>■ Min height: 220mm; max height: 270mm</li> </ul>				

TRAPS

KEY: : Resealable : Adjustable : Seal Depth : Chrome : Stainless Steel








SIZE	PRODUCT CODE	PACK	BOX	PRICE (£) EACH
<b>'S' TRAP</b>				
32mm	<b>S032</b>	10	60	<b>8.12</b>
40mm	<b>S040</b>	10	40	<b>9.44</b>
 <ul style="list-style-type: none"> <li>Use for vertical pipework</li> </ul>				
<b>TUBULAR SWIVEL TRAP</b>				
40mm	<b>SWM040A</b>	5	40	<b>15.80</b>
 <ul style="list-style-type: none"> <li>Adjustable inlet for installation flexibility</li> <li>Inlet and outlet swivel to aid easy connection, even in confined areas</li> </ul>				
<b>SHOWER COMPACT</b>				
40mm	<b>S5040C</b>	10	40	<b>21.03</b>
 <ul style="list-style-type: none"> <li>Chrome waste</li> <li>70mm flange</li> <li>High flow rate: 0.76 l/s</li> </ul>				
<b>SHOWER COMPACT</b>				
40mm	<b>S5040W</b>	10	40	<b>20.36</b>
 <ul style="list-style-type: none"> <li>White waste</li> <li>70mm flange</li> <li>High flow rate: 0.76 l/s</li> </ul>				
<b>SHOWER – TRAP RESEALING</b>				
40mm	<b>S5040CR</b>	5	40	<b>21.40</b>
 <ul style="list-style-type: none"> <li>Chrome waste</li> <li>70mm flange</li> <li>Resealing function to prevent loss of water seal</li> <li>High flow rate: 0.76 l/s</li> </ul>				

SIZE	PRODUCT CODE	PACK	BOX	PRICE (£) EACH
<b>SHALLOW SHOWER TRAP</b>				
40mm	<b>S5040CD</b>	1	10	<b>27.43</b>
 <ul style="list-style-type: none"> <li>70mm flange</li> </ul>				
<b>SHALLOW SHOWER TRAP</b>				
40mm	<b>S9040CD</b>	1	20	<b>52.75</b>
 <ul style="list-style-type: none"> <li>115mm flange</li> </ul>				
<b>BATH – ONE PIECE</b>				
40mm	<b>P1940</b>	10	80	<b>6.25</b>
 <ul style="list-style-type: none"> <li>For ground floor appliances which discharge into a gully</li> </ul>				
<b>BATH – LOW LEVEL</b>				
40mm	<b>P5040</b>	10	40	<b>7.97</b>
 <ul style="list-style-type: none"> <li>Rodding point for cleaning</li> </ul>				
<b>BATH – LOW LEVEL ANTI VAC</b>				
40mm	<b>P5040V</b>	5	80	<b>11.34</b>
 <ul style="list-style-type: none"> <li>Rodding point for cleaning</li> <li>Anti-vac allows air into the waste pipe to prevent self-siphonage of the water trap seal and gurgling</li> </ul>				
<b>BATH – SWIVEL 'P' LOW LEVEL</b>				
40mm	<b>P040L</b>	5	40	<b>9.24</b>
				
<b>BATH – STANDARD</b>				
40mm	<b>P6040</b>	5	35	<b>7.97</b>
 <ul style="list-style-type: none"> <li>Rodding point for cleaning</li> </ul>				

TRAPS

KEY: : Resealable : Adjustable : Seal Depth

SIZE	PRODUCT CODE	PACK	BOX	PRICE (£) EACH
<b>BATH – LOW LEVEL</b>				
40mm	<b>P5040F</b>	1	20	<b>19.50</b>
 <ul style="list-style-type: none"> <li>Flexible overflow pipe for ease of installation</li> <li>Plug tidy overflow to retain plug when not in use</li> </ul>				
<b>BATH – STANDARD</b>				
40mm	<b>P6040F</b>	5	40	<b>19.50</b>
 <ul style="list-style-type: none"> <li>Flexible overflow pipe for ease of installation</li> <li>Plug tidy overflow to retain plug when not in use</li> </ul>				
<b>ANTI-VAC GURGLE MASTER</b>				
32mm	<b>WV032</b>	10	150	<b>5.95</b>
40mm	<b>WV040</b>	10	100	<b>5.95</b>
 <ul style="list-style-type: none"> <li>Anti-vac allows air into the waste pipe to prevent self-siphonage of the water trap seal and gurgling</li> <li>Quick installation with simple multifit-in-line assembly</li> <li>Install within 150mm of the trap</li> </ul>				
<b>ANTI SYPHON UNIT</b>				
32mm	<b>WW150</b>	10	250	<b>8.26</b>
40mm	<b>WW151</b>	10	250	<b>8.81</b>
 <ul style="list-style-type: none"> <li>Anti-vac allows air into the waste pipe to prevent self-siphonage of the water trap seal and gurgling</li> <li>Use with any BS EN 1566/5255 solvent weld sockets</li> <li>To BS EN 12380</li> </ul>				
<b>WASHING MACHINE</b>				
40mm	<b>PWM040</b>	5	30	<b>12.09</b>
 <ul style="list-style-type: none"> <li>Includes 500mm standpipe, retaining clips, screws and raw plugs</li> </ul>				
<b>UTILITY 'P' COMPACT – SINGLE NOZZLE</b>				
40mm	<b>PWM040T</b>	10	60	<b>14.70</b>
 <ul style="list-style-type: none"> <li>Nozzle for connecting a washing machine or dishwasher</li> </ul>				
<b>ADJUSTABLE UTILITY 'P' – SINGLE NOZZLE</b>				
40mm	<b>PWM040S</b>	10	30	<b>13.31</b>
 <ul style="list-style-type: none"> <li>Adjustable inlet for installation flexibility</li> <li>For connecting a washing machine or dishwasher</li> <li>Non-return valve to prevent backflow in nozzle</li> <li>Min height: 250mm; max height: 310mm</li> </ul>				

SIZE	PRODUCT CODE	PACK	BOX	PRICE (£) EACH
<b>ADJUSTABLE UTILITY 'P' – DOUBLE NOZZLE</b>				
40mm	<b>PWM040D</b>	10	40	<b>14.09</b>
 <ul style="list-style-type: none"> <li>Adjustable inlet for installation flexibility</li> <li>Non-return valve to prevent backflow in nozzle</li> <li>Min height: 250mm; max height: 310mm</li> <li>For connecting two appliances</li> </ul>				
<b>ADJUSTABLE UTILITY 'S' – SINGLE NOZZLE</b>				
40mm	<b>SWM040S</b>	10	30	<b>15.03</b>
 <ul style="list-style-type: none"> <li>Adjustable inlet for installation flexibility</li> <li>Non-return valve to prevent backflow in nozzle</li> <li>Min height: 250mm; max height: 310mm</li> <li>For connecting a washing machine or dishwasher</li> </ul>				
<b>ADJUSTABLE UTILITY 'S' – DOUBLE NOZZLE</b>				
40mm	<b>SWM040D</b>	5	25	<b>16.84</b>
 <ul style="list-style-type: none"> <li>Adjustable inlet for installation flexibility</li> <li>Non-return valve to prevent backflow in nozzle</li> <li>Min height: 250mm; max height: 330mm</li> <li>For connecting two appliances</li> </ul>				
<b>SPACE SAVER KIT</b>				
40mm	<b>SBK040D</b>	1	25	<b>18.35</b>
 <ul style="list-style-type: none"> <li>Single bowl, double nozzle</li> <li>Flexible installation with full width and height adjustment</li> </ul>				
<b>1½ BOWL KIT – SINGLE NOZZLE</b>				
40mm	<b>XSB040S</b>	1	35	<b>18.31</b>
 <ul style="list-style-type: none"> <li>Flexible installation with full width and height adjustment</li> </ul>				
<b>DOUBLE BOWL KIT – SINGLE NOZZLE</b>				
40mm	<b>DBK040S</b>	1	30	<b>20.86</b>
 <ul style="list-style-type: none"> <li>Flexible installation with full width and height adjustment</li> </ul>				
<b>EXTENDED DOUBLE BOWL KIT – DOUBLE NOZZLE</b>				
40mm	<b>DBKDS040</b>	1	25	<b>23.55</b>
 <ul style="list-style-type: none"> <li>Flexible installation with full width and height adjustment</li> </ul>				

**TRUSTMULTIKWIK**

Resealing shower trap eliminates self-siphonage and eradicates gurgling in the system










RESEALING SHOWER TRAP S5040CR

## TRAPS

KEY: **C** : Chrome **ST** : Stainless Steel

	SIZE	PRODUCT CODE	PACK	BOX	PRICE (£) EACH
<b>TRAP HEIGHT ADJUSTER – SINGLE NOZZLE</b>					
	40mm	<b>WA040S</b>	5	90	<b>4.76</b>
					<ul style="list-style-type: none"> <li>Non-return valve prevents backflow in nozzle</li> <li>For connecting a washing machine or dishwasher</li> </ul>
<b>TRAP HEIGHT ADJUSTER – DOUBLE NOZZLE</b>					
	40mm	<b>WA040D</b>	5	50	<b>6.56</b>
					<ul style="list-style-type: none"> <li>Non-return valve prevents backflow in nozzle</li> <li>For connecting a washing machine and dishwasher</li> </ul>
<b>SPACE SAVER</b>					
	40mm	<b>SBSK040</b>	5	30	<b>9.51</b>
					<ul style="list-style-type: none"> <li>Trap not included</li> <li>Space saving design: Pushes the trap and pipework to the back of the cupboard</li> </ul>
<b>NOZZLE – ANGLED</b>					
	40mm	<b>NK001</b>	10	300	<b>2.65</b>
					<ul style="list-style-type: none"> <li>Non-return valve to prevent backflow in nozzle</li> <li>Nozzle can be cut to suit a variety of applications</li> <li>To suit 1" &amp; ¾" hose diameter</li> </ul>
<b>NOZZLE – STRAIGHT</b>					
	40mm	<b>NKT001</b>	10	180	<b>1.81</b>
					<ul style="list-style-type: none"> <li>Use with 40mm compression waste appliance hose connection</li> </ul>
<b>WASHING MACHINE TEE</b>					
	40mm	<b>WMT001</b>	1	100	<b>6.78</b>
					<ul style="list-style-type: none"> <li>1½ BSP sink waste connection</li> <li>Can be inserted between an existing trap and outlet</li> </ul>
<b>FLEXIBLE CONNECTOR</b>					
	40/32mm	<b>WW170</b>	1	1	<b>7.01</b>
					<ul style="list-style-type: none"> <li>350mm length. Cut ends to suit compression fittings</li> </ul>

	SIZE	PRODUCT CODE	PACK	BOX	PRICE (£) EACH
<b>WASHING MACHINE – HOSE 1.5M</b>					
	40mm	<b>WW171</b>	1	1	<b>9.59</b>
					<ul style="list-style-type: none"> <li>Non kink hose with rest support for reliable installation</li> </ul>
<b>BASIC SINK WASTE AND OVERFLOW STANDARD KIT</b>					
	40mm	<b>CWS01</b>	1	20	<b>5.45</b>
					<ul style="list-style-type: none"> <li>Extendible overflow to suit various overflow heights</li> <li>Flexible overflow pipe</li> </ul>
<b>BATH WASTE AND OVERFLOW STANDARD KIT</b>					
	40mm	<b>CWB01</b>	1	20	<b>6.31</b>
					<ul style="list-style-type: none"> <li>Extendible overflow to suit various overflow heights</li> <li>Flexible overflow pipe</li> </ul>
<b>BATH WASTE AND OVERFLOW KIT</b>					
	40mm	<b>W040F</b>	5	40	<b>16.25</b>
					<ul style="list-style-type: none"> <li>Extendible overflow to suit various overflow heights</li> <li>Flexible overflow pipe</li> <li>Plug tidy overflow to retain the plug when not in use</li> </ul>
<b>BATH WASTE AND OVERFLOW KIT</b>					
	40mm	<b>WPU040C</b>	1	5	<b>66.44</b>
					<ul style="list-style-type: none"> <li>Extendible overflow to suit various overflow heights</li> <li>Flexible overflow pipe</li> <li>Includes pop up waste</li> </ul>
<b>SINK WASTE AND OVERFLOW KIT</b>					
	40mm	<b>W4070RF</b>	5	40	<b>18.69</b>
					<ul style="list-style-type: none"> <li>Extendible overflow to suit various overflow heights</li> <li>Flexible overflow pipe</li> </ul>
<b>SLOTTED BASIN WASTE OUTLET</b>					
	32mm	<b>SBW01</b>	1	40	<b>12.23</b>
					<ul style="list-style-type: none"> <li>Includes polyplug, chain and stay</li> <li>Slotted – for basins with an integral overflow</li> </ul>

# COMPRESSION WASTE

RELIABILITY YOU CAN **TRUST**

When designing and building any type of development, we know that costs and aesthetics can play a huge part in decision making.

### PROBLEM SOLVED

### Easy Boss

MKEB4032G | MKEB4032B

- Connects 32mm or 40mm solvent or push fit pipe to 110mm soil pipe
- No straps, ideal for limited access installations
- No solvent cement required for push-fit connection



## COMPRESSION WASTE / PIPES & FITTINGS

KEY: **C**: Chrome **ST**: Stainless Steel

SIZE	PRODUCT CODE	PACK	BOX	PRICE (£) EACH
<b>OVERFLOW CONDENSE ADAPTOR</b>				
40mm	<b>EB40R</b>	1	400	<b>2.54</b>
 <ul style="list-style-type: none"> <li>Adapts to condense pipework</li> <li>Connects 40mm to 16.5 – 24mm</li> </ul>				
<b>MULTIFLEX BEND</b>				
32mm	<b>MFW32</b>	1	50	<b>10.17</b>
40mm	<b>MFW40</b>	1	50	<b>10.57</b>
 <ul style="list-style-type: none"> <li>Adjustable from 0 – 90° to meet the demands of almost any installation</li> </ul>				
<b>REDUCER</b>				
40/32mm	<b>WP124</b>	1	200	<b>3.88</b>
50/40mm	<b>WP225</b>	1	130	<b>5.23</b>
				
<b>STRAIGHT COUPLING</b>				
32mm	<b>WP114</b>	1	280	<b>3.10</b>
40mm	<b>WP115</b>	1	220	<b>3.10</b>
50mm	<b>WP216</b>	1	90	<b>4.20</b>
				
<b>90° BEND</b>				
32mm	<b>WP120</b>	1	200	<b>3.48</b>
40mm	<b>WP121</b>	1	150	<b>3.48</b>
50mm	<b>WP222</b>	1	112	<b>4.43</b>
				
<b>135° BEND</b>				
32mm	<b>WP126</b>	1	230	<b>3.48</b>
40mm	<b>WP127</b>	1	180	<b>3.48</b>
50mm	<b>WP218</b>	1	70	<b>4.43</b>
				
<b>92.5° TEE</b>				
32mm	<b>WP128</b>	1	120	<b>4.97</b>
40mm	<b>WP129</b>	1	80	<b>5.36</b>
50mm	<b>WP230</b>	1	80	<b>5.58</b>
				

SIZE	PRODUCT CODE	PACK	BOX	PRICE (£) EACH	
<b>PIPE – CHROME</b>					
400mm					
32mm	<b>WP101C</b>	1	10	<b>16.43</b>	
40mm	<b>WP102C</b>	1	10	<b>17.51</b>	
1.1m					
32mm	<b>WP105C</b>	1	10	<b>33.92</b>	
40mm	<b>WP106C</b>	1	10	<b>36.11</b>	
 <ul style="list-style-type: none"> <li>High quality mirror chrome finish</li> </ul>					
<b>STRAIGHT COUPLING – CHROME</b>					
32mm	<b>WP114C</b>	1	100	<b>9.32</b>	
40mm	<b>WP115C</b>	1	80	<b>10.39</b>	
 <ul style="list-style-type: none"> <li>High quality mirror chrome finish</li> </ul>					
<b>PIPE CLIP – CHROME</b>					
32mm	<b>WP141C</b>	3	250	<b>6.58</b>	
40mm	<b>WP142C</b>	3	250	<b>7.66</b>	
 <ul style="list-style-type: none"> <li>Price is for a pack of 3</li> <li>High quality mirror chrome finish</li> </ul>					
<b>90° BEND – CHROME</b>					
32mm	<b>WP120C</b>	1	100	<b>10.39</b>	
40mm	<b>WP121C</b>	1	80	<b>11.50</b>	
 <ul style="list-style-type: none"> <li>High quality mirror chrome finish</li> </ul>					
<b>92.5° TEE – CHROME</b>					
40mm	<b>WP129C</b>	1	40	<b>17.51</b>	
 <ul style="list-style-type: none"> <li>High quality mirror chrome finish</li> </ul>					
<b>PIPE COVER – CHROME</b>					
32mm	<b>WP153C</b>	1	200	<b>7.12</b>	
40mm	<b>WP154C</b>	1	200	<b>8.20</b>	
 <ul style="list-style-type: none"> <li>High quality mirror chrome finish</li> </ul>					
<b>EASY BOSS CONNECTOR</b>					
Grey 110mm	<b>MKEB4032G</b>	32/40mm	1	30	<b>26.68</b>
Black 110mm	<b>MKEB4032B</b>	32/40mm	1	30	<b>26.68</b>
 <ul style="list-style-type: none"> <li>For connection (push fit or solvent weld) to 110mm soil stacks</li> </ul>					

# WC CONNECTORS

FLEXIBILITY YOU CAN TRUST

50 years ago we pioneered with a flexible WC connector, which replaced the cemented joint previously used – an innovative idea that changed plumbing.

### Key:

Pipe:

- 1 Standard 99-105mm
- 2 Cast Iron 88-92mm
- 3 Old 74-77mm
- 4 Copper 105-108mm

For details on how to select the correct WC connector, turn to page 54.

**PROBLEM SOLVED**

### Flexible WC connector MKC2

- Flexible for difficult installations
- Extends from 225mm to 550mm




WC CONNECTORS / MODERN


PIPE: 1: Standard 99-105mm 2: Cast Iron 88-92mm 3: Old 74-77mm 4: Copper 105-108mm

	PRODUCT CODE	PACK	BOX	PRICE (£) EACH
<b>STRAIGHT</b>				
	MKS2	3	36	8.74
	WC spigot outer diameter: 97-108mm Soil pipe inner diameter: 99-105mm			
	<ul style="list-style-type: none"> <li>This connector is for new style pans only</li> </ul>			
<b>EXTENDED STRAIGHT</b>				
	MKS4	1	30	8.74
	WC spigot outer diameter: 97-108mm Soil pipe inner diameter: 99-105mm			
<b>LONG ADJUSTABLE STRAIGHT</b>				
	MKLAS1	1	10	16.30
	WC spigot outer diameter: 97-108mm Soil pipe inner diameter: 99-105mm			
	<ul style="list-style-type: none"> <li>This connector is for new style pans only</li> </ul>			
<b>STRAIGHT – INCLUDING. VENT BOSS</b>				
	MKSB4	1	34	8.74
	WC spigot outer diameter: 97-108mm Soil pipe inner diameter: 99-105mm			
	<ul style="list-style-type: none"> <li>40mm boss</li> </ul>			
<b>18MM OFFSET</b>				
	MK02	1	30	8.74
	WC spigot outer diameter: 97-108mm Soil pipe inner diameter: 99-105mm			
<b>40MM OFFSET</b>				
	MK04	1	30	8.74
	WC spigot outer diameter: 97-108mm Soil pipe inner diameter: 99-105mm			
<b>MULTICLIK – FLEXIBLE STRAIGHT</b>				
	MKC2	3	12	31.85
	WC spigot outer diameter: 97-108mm Soil pipe inner diameter: 99-105mm			
	<ul style="list-style-type: none"> <li>Extends from 255 to 550mm</li> <li>Ideal when installing back to the wall, floor standing pans</li> </ul>			


MULTICLIK 90° BEND

	PRODUCT CODE	PACK	BOX	PRICE (£) EACH
	MKC2B90	1	8	31.85
	WC spigot outer diameter: 97-108mm Soil pipe inner diameter: 99-105mm			
	<ul style="list-style-type: none"> <li>Extends from 375 to 710mm</li> <li>Converts a 'P' trap into an 'S' trap with adjustment for final connection</li> </ul>			

MULTICLIK 90° BEND – INCLUDING. VENT BOSS

	PRODUCT CODE	PACK	BOX	PRICE (£) EACH
	MKC2BB90	1	8	37.38
	WC spigot outer diameter: 97-108mm Soil pipe inner diameter: 99-105mm			
	<ul style="list-style-type: none"> <li>Extends from 405 to 740mm</li> <li>Converts a 'P' trap into an 'S' trap with adjustment for final connection</li> <li>Must be used in a vertical position if venting boss is being used</li> </ul>			


14° BEND

	PRODUCT CODE	PACK	BOX	PRICE (£) EACH
	MKB114	5	30	9.33
	WC spigot outer diameter: 97-108mm Soil pipe inner diameter: 99-105mm			


45° BEND

	PRODUCT CODE	PACK	BOX	PRICE (£) EACH
	MKB45	1	25	12.67
	WC spigot outer diameter: 97-108mm Soil pipe inner diameter: 99-105mm			
	<ul style="list-style-type: none"> <li>Ideal for corner installations</li> </ul>			

104° BEND


	PRODUCT CODE	PACK	BOX	PRICE (£) EACH
	MKB21104	1	15	15.19
	WC spigot outer diameter: 97-108mm Soil pipe inner diameter: 99-105mm			

90° BEND


	PRODUCT CODE	PACK	BOX	PRICE (£) EACH
	MKB2190	5	15	12.94
	WC spigot outer diameter: 97-108mm Soil pipe inner diameter: 99-105mm			

WC CONNECTORS / MODERN


PIPE: 1: Standard 99-105mm 2: Cast Iron 88-92mm 3: Old 74-77mm 4: Copper 105-108mm

	PRODUCT CODE	PACK	BOX	PRICE (£) EACH
<b>90° BEND – INCLUDING. VENT BOSS</b>				
	MKBB2190	1	15	22.53
	WC spigot outer diameter: 97-108mm Soil pipe inner diameter: 99-105mm			
	<ul style="list-style-type: none"> <li>40mm venting boss</li> <li>Must be used in a vertical position if venting boss is being used</li> </ul>			
<b>90° BEND – TALL</b>				
	MKB3190	3	15	14.59
	WC spigot outer diameter: 97-108mm Soil pipe inner diameter: 99-105mm			
<b>90° BEND – INCLUDING. VENT BOSS</b>				
	MKBB3190	1	10	23.92
	WC spigot outer diameter: 97-108mm Soil pipe inner diameter: 99-105mm			
	<ul style="list-style-type: none"> <li>Includes 40mm compression venting boss</li> <li>Must be used in a vertical position if venting boss is being used</li> </ul>			
<b>90° SPACE SAVER BEND</b>				
	MKBAR90	1	12	16.30
	WC spigot outer diameter: 97-108mm Soil pipe inner diameter: 99-105mm			
	<ul style="list-style-type: none"> <li>Can be cut to suit both horizontally and vertically</li> <li>Ideal when replacing old BS1213 'S' trap pans</li> </ul>			
<b>RIGID 18MM OFFSET</b>				
	MKR02	1	30	8.98
	WC spigot outer diameter: 97-108mm Soil pipe inner diameter: 99-105mm			
<b>RIGID 14° BEND</b>				
	MKRB14	1	30	8.98
	WC spigot outer diameter: 97-108mm Soil pipe inner diameter: 99-105mm			
<b>RIGID 90° BEND</b>				
	MKRB90	1	15	11.25
	WC spigot outer diameter: 97-108mm Soil pipe inner diameter: 99-105mm			
	<ul style="list-style-type: none"> <li>Adjustable length: remove fined seal with a fine tooth saw and cut</li> </ul>			

RIGID STRAIGHT

	PRODUCT CODE	PACK	BOX	PRICE (£) EACH
	MKRS2	1	30	8.98
	WC spigot outer diameter: 97-108mm Soil pipe inner diameter: 99-105mm			


RIGID 100MM OFFSET

	PRODUCT CODE	PACK	BOX	PRICE (£) EACH
	MK0100	1	20	24.10
	WC spigot outer diameter: 97-108mm Soil pipe inner diameter: 99-105mm			


EXTENDED STRAIGHT – FOR 3½" SOIL

	PRODUCT CODE	PACK	BOX	PRICE (£) EACH
	MKS7	1	30	8.74
	WC spigot outer diameter: 97-108mm Soil pipe inner diameter: 88-92mm			
	<ul style="list-style-type: none"> <li>Extension length: 15mm</li> </ul>			

18MM OFFSET – FOR 3½" SOIL

	PRODUCT CODE	PACK	BOX	PRICE (£) EACH
	MK07	1	30	8.74
	WC spigot outer diameter: 97-108mm Soil pipe inner diameter: 88-92mm			

14° BEND – FOR OVERSIZE SOIL

	PRODUCT CODE	PACK	BOX	PRICE (£) EACH
	MKB114S	1	30	28.15
	WC spigot outer diameter: 97-108mm Soil pipe inner diameter: 105-108mm			


WC CONNECTORS / OLD


PIPE: 1: Standard 99-105mm 2: Cast Iron 88-92mm 3: Old 74-77mm 4: Copper 105-108mm

	PRODUCT CODE	PACK	BOX	PRICE (£) EACH
<b>STRAIGHT</b>				
	<b>MKS1</b>	5	30	<b>8.74</b>
	WC spigot outer diameter: <b>108-114mm</b> Soil pipe inner diameter: <b>99-105mm</b>			
	<ul style="list-style-type: none"> <li>This connector is for old style pans only</li> </ul>			
<b>STRAIGHT – OLD BS1213 SYPHONIC PANS</b>				
	<b>MKS1A</b>	1	30	<b>10.20</b>
	WC spigot outer diameter: <b>108-114mm</b> Soil pipe inner diameter: <b>99-105mm</b>			


	PRODUCT CODE	PACK	BOX	PRICE (£) EACH
<b>18MM OFFSET – OLD BS1213 PANS</b>				
	<b>MK01</b>	5	30	<b>8.74</b>
	WC spigot outer diameter: <b>108-114mm</b> Soil pipe inner diameter: <b>99-105mm</b>			
<b>90° TIGHT KNUCKLE BEND – OLD BS1213 PANS</b>				
	<b>MKB21</b>	1	20	<b>15.19</b>
	WC spigot outer diameter: <b>108-114mm</b> Soil pipe inner diameter: <b>99-105mm</b>			

<b>90° TIGHT KNUCKLE BEND – OLD BS1213 PANS</b>				
	<b>MKB22</b>	1	15	<b>15.67</b>
	WC spigot outer diameter: <b>108-114mm</b> Soil pipe inner diameter: <b>99-105mm</b>			



<b>STRAIGHT – FOR 3½" SOIL</b>				
	<b>MKS3</b>	1	30	<b>8.74</b>
	WC spigot outer diameter: <b>108-114mm</b> Soil pipe inner diameter: <b>88-92mm</b>			


<b>18MM OFFSET</b>				
	<b>MK03</b>	1	30	<b>8.74</b>
	WC spigot outer diameter: <b>108-114mm</b> Soil pipe inner diameter: <b>88-92mm</b>			
	<ul style="list-style-type: none"> <li>Suitable old BS1213 pans to 3½" soil</li> </ul>			

<b>STRAIGHT – FOR 3" SOIL</b>				
	<b>MKS10</b>	1	20	<b>11.73</b>
	WC spigot outer diameter: <b>108-114mm</b> Soil pipe inner diameter: <b>74-77mm</b>			


<b>90° TIGHT KNUCKLE BEND</b>				
	<b>MKB21S</b>	1	20	<b>28.15</b>
	WC spigot outer diameter: <b>108-114mm</b> Soil pipe inner diameter: <b>105-108mm</b>			


WC CONNECTORS / STAINLESS STEEL / ANCILLARIES


	PRODUCT CODE	PACK	BOX	PRICE (£) EACH
<b>STAINLESS STEEL</b>				
<b>STRAIGHT – UNDERSIZE SPIGOTS</b>				
	<b>MKS5</b>	1	40	<b>11.73</b>
	WC spigot outer diameter: <b>76-95mm</b> Soil pipe inner diameter: <b>99-105mm</b>			
<b>EXTENDED STRAIGHT – UNDERSIZE SPIGOTS</b>				
	<b>MKS8</b>	1	30	<b>28.15</b>
	WC spigot outer diameter: <b>76-95mm</b> Soil pipe inner diameter: <b>99-105mm</b>			
	<ul style="list-style-type: none"> <li>Extension length: 59mm</li> </ul>			


<b>18MM OFFSET – UNDERSIZE SPIGOTS</b>				
	<b>MK05</b>	1	30	<b>11.73</b>
	WC spigot outer diameter: <b>76-95mm</b> Soil pipe inner diameter: <b>99-105mm</b>			


<b>14° BEND – UNDERSIZE SPIGOTS</b>				
	<b>MKB514</b>	1	30	<b>28.15</b>
	WC spigot outer diameter: <b>76-95mm</b> Soil pipe inner diameter: <b>99-105mm</b>			

<b>14° BEND – UNDERSIZE SPIGOTS TO 3½" SOIL</b>				
	<b>MKB614</b>	1	30	<b>28.15</b>
	WC spigot outer diameter: <b>76-95mm</b> Soil pipe inner diameter: <b>88-92mm</b>			

	PRODUCT CODE	PACK	BOX	PRICE (£) EACH
<b>ANCILLARIES</b>				
<b>SOIL PIPE EXTENSION – FOR 4" SOIL</b>				
	<b>MKEA</b>	5	20	<b>7.64</b>
	Soil pipe inner diameter: <b>99-105mm</b>			
	<ul style="list-style-type: none"> <li>Can be cut to required length</li> <li>Ideal for replacing 4" cast iron, clay and PVCu</li> </ul>			

<b>SOIL PIPE EXTENSION – FOR 3½" SOIL</b>				
	<b>MKEB</b>	5	20	<b>7.64</b>
	Soil pipe inner diameter: <b>88-92mm</b>			
	<ul style="list-style-type: none"> <li>Can be cut to required length</li> <li>Ideal for replacing 3½" cast iron</li> </ul>			

<b>SOIL PIPE EXTENSION – FOR 3" SOIL</b>				
	<b>MKEG</b>	1	20	<b>8.74</b>
	Soil pipe inner diameter: <b>74-77mm</b>			
	<ul style="list-style-type: none"> <li>Can be cut to required length</li> <li>Ideal for replacing 3" cast iron</li> </ul>			

<b>RIGID SOIL PIPE EXTENSION</b>				
	<b>MKREXT</b>	1	20	<b>8.20</b>
	WC spigot outer diameter: <b>97-108mm</b> Soil pipe inner diameter: <b>99-105mm</b>			
	<ul style="list-style-type: none"> <li>Adjustable length: remove finned seal and cut with a fine tooth saw</li> </ul>			

<b>FLUSH PIPE CONNECTOR</b>				
	<b>MKFPC1</b>	1	50	<b>1.33</b>

<b>MULTILINK</b>				
	<b>MKL1</b>	1	50	<b>2.25</b>
	<ul style="list-style-type: none"> <li>For connecting 2 or more pan connectors</li> </ul>			

**TRUSTMULTIKWIK**

**SELECTING THE RIGHT WC CONNECTOR**



- Measure the **INNER** diameter of your pipe
- Measure the **OUTER** diameter of your spigot

Then take a look at the dimensions provided for the individual connectors to find the best matches!

**SELECTING THE RIGHT OFFSET**

Measure from the centre line of your pipe to the centre line of your WC spigot.



Remember, offsets should not be installed in an upwards position. Water should be able to run horizontally or down.

# FLOOR DRAINAGE

ENDURANCE YOU CAN TRUST

Multikwik floor drainage solutions give you the support that you need to succeed on a tough job.

There is a solution for commercial high flow rate applications and domestic unobtrusive shower drainage, available for both tiled and vinyl flooring. Trust Multikwik to give you a choice of floor drainage applications.

**PROBLEM SOLVED**

### Vertical shower gully SG50SVV | SG50WVV

- Unique locking ring feature prevents unintended access, but allows easy maintenance
- Stainless steel or ABS anti-slip lid
- Compact size – saving valuable room when space is at a premium



## FLOOR DRAINAGE / LINNUM / SHOWER GULLIES

KEY: C : Chrome ST : Stainless Steel

### LINNUM

#### SHOWER DRAIN BODY

SIZE	PRODUCT CODE	BOX	PRICE (£) EACH
650mm	L13560	1	319.68
750mm	L13570	1	339.67
950mm	L13590	1	399.60

50

- Water seal depth: 50mm
- Min. height: 115mm; Max. height: 131mm
- For tiled flooring

#### GLASS FLOOR GRATE

SIZE	PRODUCT CODE	BOX	PRICE (£) EACH
650mm	L13564 WHITE	1	169.86
650mm	L13563 BLACK	1	169.86

#### SOFT FLOOR GRATE

SIZE	PRODUCT CODE	BOX	PRICE (£) EACH
650mm	L13565	1	69.91
750mm	L13575	1	89.92
950mm	L13595	1	99.91

ST

#### ELEGANCE FLOOR GRATE

SIZE	PRODUCT CODE	BOX	PRICE (£) EACH
650mm	L13566	1	79.93
750mm	L13576	1	89.92
950mm	L13596	1	99.91

ST

#### SQUARE FLOOR GRATE

SIZE	PRODUCT CODE	BOX	PRICE (£) EACH
650mm	L13567	1	129.89
750mm	L13577	1	149.85
950mm	L13597	1	169.86

ST

#### BUBBLE FLOOR GRATE

SIZE	PRODUCT CODE	BOX	PRICE (£) EACH
650mm	L13569	1	79.93
750mm	L13579	1	89.92
950mm	L13599	1	99.91

ST

#### SHOWER GRID FRAME – SPARE

SIZE	PRODUCT CODE	BOX	PRICE (£) EACH
650mm	TRL428	1	359.65
750mm	TRL429	1	359.65
950mm	TRL430	1	359.65

ST

- Stainless steel

#### SHOWER CLAMPING FRAME – SPARE

SIZE	PRODUCT CODE	BOX	PRICE (£) EACH
650mm	TRL434	1	79.93
750mm	TRL435	1	79.93
950mm	TRL436	1	79.93

ST

- For use with floor thickness spacer (TRL478)

### SHOWER GULLIES

#### HORIZONTAL SHOWER GULLY – ST/STEEL

SEAL DEPTH	PRODUCT CODE	BOX	PRICE (£) EACH
50mm seal depth	50mm SG50SHV	1	104.08
75mm seal depth	50mm SG75SHV	1	104.08

ST

- Vinyl flooring

#### VERTICAL SHOWER GULLY – ST/STEEL

SEAL DEPTH	PRODUCT CODE	BOX	PRICE (£) EACH
50mm seal depth	50mm SG50SVV	1	104.08
75mm seal depth	50mm SG75SVV	1	104.08

ST

- Vinyl flooring

#### HORIZONTAL SHOWER GULLY ABS

SEAL DEPTH	PRODUCT CODE	BOX	PRICE (£) EACH
50mm seal depth	50mm SG50WHV	1	96.29
75mm seal depth	50mm SG75WHV	1	96.29

ST

- Vinyl flooring

#### VERTICAL SHOWER GULLY – ABS

SEAL DEPTH	PRODUCT CODE	BOX	PRICE (£) EACH
50mm seal depth	50mm SG50WVV	1	96.29
75mm seal depth	50mm SG75WVV	1	96.29

ST

- Vinyl flooring

#### VERTICAL SHOWER GULLY

SEAL DEPTH	PRODUCT CODE	BOX	PRICE (£) EACH
50mm seal depth	50mm SG50VT	1	41.65
75mm seal depth	50mm SG75VT	1	41.65

ST








- Requires 'Grate and Riser' set
- Tiled flooring

#### HORIZONTAL SHOWER GULLY

SEAL DEPTH	PRODUCT CODE	BOX	PRICE (£) EACH
50mm seal depth	50mm SG50HT	1	41.65
75mm seal depth	50mm SG75HT	1	41.65

ST

- Requires 'Grate and Riser' set
- Tiled flooring

PRODUCT CODE	BOX	PRICE (€) EACH
<b>DUAL GRATE &amp; RISER</b>		
 <b>SG1T</b>	1	<b>62.43</b>
<ul style="list-style-type: none"> <li>Riser can be cut between 36.5-130mm</li> <li>Requires shower gully body</li> <li>Tiled flooring</li> </ul>		
<b>SQUARE GRATE &amp; RISER</b>		
 <b>SG2T</b>	1	<b>68.45</b>
<ul style="list-style-type: none"> <li>Riser can be cut between 36.5-130mm</li> <li>Requires shower gully body</li> <li>Tiled flooring</li> </ul>		
<b>CLASSIC GRATE &amp; RISER</b>		
 <b>SG3T</b>	1	<b>62.39</b>
<ul style="list-style-type: none"> <li>Riser can be cut between 36.5-130mm</li> <li>Requires shower gully body</li> <li>Tiled flooring</li> </ul>		
<b>CLASSIC VANDAL RESISTANT GRATE &amp; RISER</b>		
 <b>SG4T</b>	1	<b>62.43</b>
<ul style="list-style-type: none"> <li>Riser can be cut between 36.5-130mm</li> <li>Requires shower gully body</li> <li>Screwed anti-vandal grate</li> <li>Tiled flooring</li> </ul>		
<b>CONTINUOUS CHANNEL</b>		
<b>END CAP Ø40MM HORIZONTAL</b>		
 40mm <b>L29036</b>	1	<b>9.99</b>
<ul style="list-style-type: none"> <li>40mm horizontal outlet</li> </ul>		
<b>CONTINUOUS CHANNEL</b>		
 500mm <b>L29142</b>	1	<b>299.70</b>
<ul style="list-style-type: none"> <li>For tiled flooring only</li> </ul>		
<b>CONTINUOUS CHANNEL – WITH OUTLET</b>		
 500mm <b>L29143</b>	1	<b>299.70</b>
<ul style="list-style-type: none"> <li>For tiled flooring only</li> <li>50mm vertical outlet</li> </ul>		

SIZE	PRODUCT CODE	BOX	PRICE (€) EACH
<b>CONTINUOUS CHANNEL</b>			
150mm	<b>L29158</b>	1	<b>139.87</b>
<ul style="list-style-type: none"> <li>40/50mm horizontal outlet</li> </ul>			
<b>SPARES AND REPLACEMENTS</b>			
<b>CHANNEL SUPPORT SET – SPARE</b>			
	<b>TRL426</b>	1	<b>57.09</b>
<b>FLOOR THICKNESS SPACER – SPARE</b>			
	<b>TRL478</b>	1	<b>28.55</b>
<ul style="list-style-type: none"> <li>Pack of 12</li> <li>For use with Linnum shower clamping</li> <li>Accommodates three different heights</li> </ul>			
<b>OUTLET ADAPTOR</b>			
Linnum			
40mm	<b>TRL487</b>	1	<b>28.55</b>
50mm	<b>TRL490</b>	1	<b>22.95</b>
Continuous channel			
40mm	<b>TRL489</b>	1	<b>9.18</b>
50mm	<b>TRL488</b>	1	<b>9.18</b>
<ul style="list-style-type: none"> <li>To BSEN1566/5255 solvent waste</li> </ul>			


# Underground

Marley underground drainage systems include the solid wall range and the Quantum structured wall range for private and adoptable sewers and highway drainage applications. All products marked **A** are fully compliant with sewers for adoption/OFWAT code of adoption and building regulations.



## Product selector

SOLID WALL PIPE	Size
Suitable for use in domestic drains, public and private sewers. Perforated pipe available in 110mm diameter.	110mm 160mm
<b>SOLID WALL FITTINGS</b>	
For use with solid wall pipe. A number of fittings are also suitable for use with 150mm Quantum sewer and highway pipe.	82mm 110mm 160mm
<b>QUANTUM HIGHWAY PIPE</b>	
Lightweight PVCu twinwall pipe. Suitable for: <ul style="list-style-type: none"> <li>Highway carrier and filter drains.</li> <li>Private surface water applications.</li> </ul>	150mm 225mm 300mm
<b>QUANTUM SEWER PIPE</b>	
Suitable for: <ul style="list-style-type: none"> <li>Private drains and public sewers at depths up to 10m.</li> <li>Foul and surface water applications.</li> </ul>	150mm 225mm 300mm
<b>QUANTUM FITTINGS</b>	
For use with Quantum Sewer and Quantum Highway Drainage pipe.	150mm 225mm 300mm
<b>LARGE DIAMETER QUANTUM HIGHWAY</b>	
High strength HDPE pipe and fittings. Suitable for: <ul style="list-style-type: none"> <li>Highway surface water carrier and filter drains.</li> <li>Landfill, airports and agriculture.</li> </ul>	375mm 450mm 600mm

Key to symbols and colours:  
**O**: Orange **W**: White **B**: Black **G**: Grey  
 Kitemark certified product  BBA certified product **A** Adoptable

# Solid wall drainage systems

## PIPE

**Estimator's guide** 110 Based on 6m pipe **18.33**  
**Price per metre** 160 with coupling and seals **50.07**

Size	Colour	Qty	Code	Price £
<b>3m</b>				
110	A	0	<b>UL403</b>	46.75
<b>6m</b>				
110	A	0	<b>UL406</b>	93.75
160	A	0	<b>UL606</b>	245.89
Double spigot				
<b>3m</b>				
110	A	0	<b>UP403</b>	54.91
160	A	0	<b>UP603</b>	153.92
Push fit socket				
<b>6m</b>				
110	A	0	<b>UP406</b>	101.60
160	A	0	<b>UP606</b>	272.91
Push fit socket				

## SLOTTED PIPE

Size	Colour	Qty	Code	Price £
<b>6m</b>				
110	A	0	<b>UPP406</b>	129.18
Push fit socket Half slotted				

## STRAIGHT COUPLINGS

<b>Push fit polypropylene coupling</b>				
110		0	20 <b>UE407</b>	11.51
Supplied in U.V. Resistant polythene bags				
<b>Push fit coupling</b>				
110	A	0	8 <b>UE406</b>	16.24
160	A	0	4 <b>UME15C</b>	54.54
<b>Push fit slip coupling</b>				
110	A	0	8 <b>UE405</b>	16.38
160	A	0	4 <b>UME16C</b>	55.06
<b>Loose pipe socket</b>				
110	A	0	8 <b>UE400</b>	16.24
160	A	0	4 <b>UE600</b>	44.18

## SHORT RADIUS BENDS

Size	Colour	Qty	Code	Price £
<b>87½°</b>				
110	A	0	4 <b>UB41</b>	39.58
160	A	0	4 <b>UFB61</b>	103.58
<b>45°</b>				
110	A	0	4 <b>UB45</b>	32.65
160	A	0	4 <b>UFB65</b>	93.63
<b>30°</b>				
110	A	0	4 <b>UB430</b>	34.18
160	A	0	4 <b>UB69</b>	93.63
<b>10°</b>				
110	A	0	4 <b>UB410</b>	34.18
<b>20°</b>				
110	A	0	4 <b>UB420</b>	34.18
<b>15°</b>				
160	A	0	4 <b>UB68</b>	94.51
Socket/spigot				
<b>87½°</b>				
110	A	0	4 <b>UB411</b>	39.67
160	A	0	4 <b>UMB19C</b>	119.16
<b>45°</b>				
110	A	0	4 <b>UB455</b>	33.93
160	A	0	4 <b>UMB14C</b>	107.58
<b>30°</b>				
110	A	0	4 <b>UB4300</b>	35.92
160	A	0	4 <b>UMB13C</b>	107.58
<b>10°</b>				
110	A	0	4 <b>UB4100</b>	35.92
<b>20°</b>				
110	A	0	4 <b>UB4200</b>	35.92
<b>15°</b>				
160	A	0	4 <b>UMB11C</b>	107.58
Socket/socket				

## ADJUSTABLE BENDS

Size	Colour	Qty	Code	Price £
<b>21° - 90°</b>				
110	A	0	4 <b>UB47</b>	78.46
<b>15° - 90°</b>				
160	A	0	2 <b>UB67</b>	151.27
Socket should be solvent welded				

## MULTIFLEX BENDS\*

Size	Colour	Qty	Code	Price £
<b>0° - 90°</b>				
110		0	<b>USB110</b>	22.42
Single socket				
110		0	<b>UDSB110</b>	23.55
Double socket				

## MECHANICAL BEND

Size	Colour	Qty	Code	Price £
<b>5° - 30°</b>				
110		0	<b>UB47M</b>	76.35

## REST BEND

Size	Colour	Qty	Code	Price £
<b>87½°</b>				
110	A	0	4 <b>UBL488</b>	64.57
Socket/socket				

## LONG RADIUS BENDS

<b>NEW</b> <b>87½°</b>				
110	200	0	1 <b>UBL42</b>	58.03
Socket/socket				
<b>NEW</b> <b>87½°</b>				
110	456	0	1 <b>UBL41</b>	106.56
<b>NEW</b> <b>45°</b>				
110	456	0	1 <b>UBL45</b>	92.84

## EQUAL BRANCHES

<b>87½°</b>				
110	A	0	4 <b>UY401</b>	52.78
160		0	2 <b>UY601</b>	125.46
<b>45°</b>				
82		0	10 <b>UY36</b>	63.96
110	A	0	4 <b>UY46</b>	52.78
160		0	2 <b>UY63</b>	125.60
Socket/spigot				
<b>87½°</b>				
110	A	0	4 <b>UY400</b>	54.75
160		0	2 <b>UMY13C</b>	169.76
<b>45°</b>				
110	A	0	4 <b>UY466</b>	54.75
160		0	2 <b>UMY11C</b>	171.35
All socket				

## MULTIFLEX BRANCHES

Size	Colour	Qty	Code	Price £
<b>NEW</b>				
110	O	4	<b>UDSY110</b>	84.97
Double socket				
<b>NEW</b>				
110	O	4	<b>UTSY110</b>	90.37
Treble socket				

## UNEQUAL BRANCHES

<b>87½°</b>				
160x110	O	2	<b>UY64</b>	108.94
<b>45°</b>				
160x110		0	2 <b>UY66</b>	109.98
Socket/spigot				
<b>87½°</b>				
160x110		0	2 <b>UMY12C</b>	151.27
<b>45°</b>				
160x110		0	2 <b>UMY10C</b>	151.04
All socket				

## REAR ACCESS BEND

Size	Colour	Qty	Code	Price £
<b>87½°</b>				
110	A	0	4 <b>UB42</b>	84.25
Socket/spigot				

## RODDING POINT

<b>45°</b>				
110	A	0	10 <b>URP1</b>	114.63
Socketed with black cover				
160		0	4 <b>URP2C</b>	299.13
Socketed with black cover				

## SQUARE RODDING POINT COVER (SPARE)

Size	Colour	Qty	Code	Price £
B		10	<b>URPFSQ</b>	29.43
For use with URP1				

## SOCKET PLUG

<b>NEW</b>				
110	O	1	<b>UE40</b>	27.43
160	O	1	<b>UE60</b>	46.42

## ACCESS CAP

110	A	0	50 <b>UE42</b>	42.56
160	O	15	<b>UE62</b>	109.53

## PRESSURE PLUG

110	O	135	<b>UE43</b>	32.56
160	O	30	<b>UE64</b>	56.79

Please note that different terms apply to products marked \*  
 To BS EN 1401 or BS 4660: 2000, as appropriate

# Adoptable Inspection Chambers


Marley have introduced a new adoptable inspection chamber range compliant with Sewers for Adoption and Building Regulations.

Compatible systems for pipe & fitting connections: 110mm and 160mm solid wall drainage & 150mm Quantum sewer structured wall drainage.


All products in the Sewers for Adoption/OFWAT code of adoption range are suitable for both adoptable and non-adoptable applications and are easily identified on site due to their blue snap caps.

## 250mm inspection chamber

### INSPECTION CHAMBER BASE

	250	A	▽	B	<b>UCC250*</b>	124.61
Supplied with 2 blanking plugs Max invert depth 2m (when using 225mm Quantum highway pipe and seal) 110mm connections						


### CHAMBER RISER

	250	A	▬	O	<b>UAR1</b>	73.53
For use with UCC250 375mm high For invert depths greater than 600mm, use 225mm Quantum highway pipe and seal						


## 315mm inspection chamber

Suitable for up to 2m in depth


### INSPECTION CHAMBER BASE

	315	A	▽	B	<b>UCC315*</b>	151.07
Supplied with 4 blanking plugs. Max invert depth 2m (when using 300mm Quantum highway pipe and seal). 290mm high. All 110mm connections						

### CHAMBER RISER

	315	A	▬	O	<b>UAR2</b>	118.80
500mm high. Includes 300mm seal						
	315	A	▬	O	<b>UAR3</b>	208.59
1m high. Includes 300mm seal For invert depths greater than 1.2m, use 300mm Quantum highway pipe and seal						


### DUCTILE IRON LID AND CAST IRON FRAME

	315	A		B	<b>UCL315</b>	163.39
12.5 tonnes						

## 450mm inspection chamber


Suitable for up to 3m in depth

### INSPECTION CHAMBER BASE


	450	A	▽	B	<b>UCC5*</b>	384.26
Max invert depth 3m (when used with UCR3 riser) subject to Local Authority approval. All socket connections. 400mm high 160 and 110mm connections						

	450	A	▽	B	<b>UCC450*</b>	325.53
Max invert depth 2m (when used with UCR3 riser) All socket connections. 400mm high 110mm connections						


### DEEP INSPECTION CHAMBER RISER

	450	A	▽	B	<b>UCR3</b>	241.34
For use with UCC5 or UCC450 480mm high Includes one 450mm seal						


### DUCTILE IRON LID AND CAST IRON FRAME

	450	A		B	<b>UCL125</b>	405.82
12.5 tonnes						



### REDUCED ACCESS RING

		A		B	<b>UCLRR2</b>	116.18
For use with UCL125						


### DEEP INSPECTION CHAMBER RISER CLIP

		A			<b>UCC10D</b>	27.61
For use with UCR3 riser						


### INSPECTION CHAMBER INSERTS

	Left hand					
	A		B	<b>UCB1</b>	62.51	
	Right hand					
	A		B	<b>UCB2</b>	62.51	
For use with UCC5 Inspection chamber base						

### SPARE BLANKING PLUG

	110	A		B	<b>UCP1</b>	13.21
	160	A		B	<b>UCP2</b>	13.47
For use with UCC3/5						

### SPARE RING SEAL

	450	A		B	<b>SR450</b>	13.96
For use with UCR2/3						


# Inspection Chambers

Non-adoptable applications




## Inspection chambers

### INSPECTION CHAMBER BASE

	450		B	<b>UCC3*</b>	212.08
Supplied with 4 blanking plugs. Max invert depth 1.2m (when used with UCR2 riser). 245mm high All 110mm connections					

### CHAMBER RISER


	450		B	<b>UCR2</b>	93.34
430mm high, includes one 450mm seal For use with UCC3/5 for invert depths up to 1.2m					

### CHAMBER RISER CLIP

				<b>UCC10</b>	27.17
For use with UCR2 riser					


## Deep inspection chambers

### DEEP INSPECTION CHAMBER

	450		B	<b>UCC5*</b>	384.26
Max invert depth 4m (when used with UCR3 riser) subject to Local Authority approval. All socket connections. 400mm high 160 and 110mm connections					

	450		B	<b>UCC450*</b>	325.53
Max invert depth 4m (when used with UCR3 riser) subject to Local Authority approval. All socket connections; 400mm high; 110mm connections					


### DEEP INSPECTION CHAMBER RISER

	450		B	<b>UCR3</b>	241.34
For use with UCC450 or UCC5 when invert depth is greater than 1.2m. Max invert depth 4m 480mm high Includes one 450mm seal					


### DEEP INSPECTION CHAMBER RISER CLIP

				<b>UCC10D</b>	27.61
For use with UCR3 riser					

### SHALLOW INSPECTION CHAMBER


	250		O	<b>UCC7</b>	160.74
Max invert depth 600mm All 110mm socket connections					

### DOUBLE BRANCH CHAMBER BASE

	250		O	<b>UAC44</b>	194.01
45° equal connections Includes two socket plugs and profiled insert Max invert depth 600mm					

## Lids and frames for inspection and deep inspection chambers

### CAST IRON COVER AND FRAME

	450		B	<b>UCL35</b>	210.76
3.5 tonnes. Domestic driveway loading					


### DUCTILE IRON LID AND CAST IRON FRAME

	450	A		B	<b>UCL125</b>	405.82
12.5 tonnes						


### REDUCED ACCESS RING

		A		B	<b>UCLRR2</b>	116.18
For use with UCL125						


### SQUARE/ROUND ACCESS COVER

	450		B	<b>UCL50PAV</b>	367.86
5 tonnes. Suitable for pedestrian areas/domestic driveways. 580x580x95mm					

### POLYPROPYLENE COVER AND FRAME

	450		B	<b>UCL35PP</b>	166.93
3.5 tonnes. Domestic driveway loading					


	450		B	<b>UCL35SQ</b>	222.70
3.5 tonnes. Domestic driveway loading					

	250/315		B	<b>UCL35PAV</b>	293.82
3.5 tonnes. Suitable for pedestrian areas/domestic driveways. 390x390x95mm					


### REDUCED ACCESS RING

	450		B	<b>UCLRR</b>	124.90
For use with UCL35PP					

### DOUBLE BOTTOM OUTLET CHAMBER BODY

	250		O	<b>UAC02</b>	239.52
90° equal connections 4 x 110mm upstands, 3 open connections Max invert depth 600mm					

### CHAMBER RISER

	250		O	<b>UAR1</b>	73.53
375mm long For use with UAC02 & UAC44 Includes 250mm seal For use with UCC250, UAC02 and UAC44					

# Solid wall drainage systems

## LIFTING HANDLE

Size	Colour	Qty	Code	Price £
40	W	10	<b>KP204W<sup>□</sup></b>	25.28
For use with UAC44				

## INSPECTION COVER AND FRAME

Size	Colour	Qty	Code	Price £
250	B		<b>UCL2</b>	90.19
PVCu (A15 loading) For use with UCC7, UAC44, UG60, UAC02 and UAR1				

## SPARE RING SEAL

Size	Colour	Qty	Code	Price £
250	B		<b>SR250</b>	9.17
Optional, to make UCL2 PVCu lid into a sealed unit				

## SQUARE LID AND FRAME

Size	Colour	Qty	Code	Price £
250	B		<b>UCL3</b>	176.94
A15 loading For use with UCC7, UAC44, UG60, UAC02 and UAR1				

## STRAIGHT DOUBLE SPIGOT OPEN CHANNEL

Size	Markings	Qty	Code	Price £
110	<b>A</b>	O	<b>UCC4</b>	125.37
1.5m long, with 600mm opening				

## LONG RADIUS OPEN CHANNEL BEND

Size	Markings	Qty	Code	Price £
110	<b>87½°</b> <b>A</b>	O	<b>UCB48L</b>	185.37
Socket/socket				

## SLIPPER BENDS

Size	Markings	Qty	Code	Price £
<b>Left hand</b>				
110	<b>A</b>	O	<b>USB41</b>	61.88
<b>Right hand</b>				
110	<b>A</b>	O	<b>USB42</b>	61.88

## LEVEL INVERT REDUCERS

Size	Markings	Qty	Code	Price £
110-82	<b>A</b>	O 4	<b>URM304</b>	40.96
160-110	<b>A</b>	O 4	<b>URM604</b>	45.11
Spigot/socket				

## ADAPTOR

Size	Colour	Qty	Code	Price £
110	B	1	<b>SA42</b>	25.45
Soil to drain adaptor				

## CONCENTRIC REDUCERS

Size	Markings	Colour	Qty	Code	Price £
110-50		B G		<b>SE41*</b>	19.78
Spigot to boss upstand					
110		B	100	<b>UA42</b>	19.42
110 x 68/65mm					

## ECCENTRIC REDUCERS

Size	Markings	Colour	Qty	Code	Price £
82-50		B G	90	<b>SRM30*</b>	32.00
Solvent socket to boss upstand					
110-50		B G	10	<b>SRM402*</b>	22.14
Solvent socket to boss upstand					
110-68		O	10	<b>URM425</b>	19.87
Solvent socket to 68mm downpipe					
110		B		<b>UA43</b>	36.69
Universal waste to 110mm drain					
110		B	10	<b>UA44</b>	34.48
Dual 32/40mm to 110mm drain					

## BOTTLE GULLY

Size	Markings	Qty	Code	Price £
110	<b>A</b> O		<b>UG50</b>	100.78
Bottle gully with back inlet plugged				
110		O	<b>UG50D</b>	157.02
A15 loading				
110		O	<b>UG50SA</b>	173.81
Sealed access				
110		O	<b>UG54</b>	116.95
Includes grid and rodding access. Supplied with removable back inlet plug.				

## BOTTLE GULLY RAISING PIECE

Size	Colour	Qty	Code	Price £
160	O		<b>UG52</b>	16.46
350mm long For use with UG50 gully				

## BOTTLE GULLY SPARES

Size	Colour	Qty	Code	Price £
	B		<b>UG51</b>	15.03
Grid - use with UG50 bottle gully				
	B		<b>UG51SA</b>	54.28
Sealed lid				
	B		<b>UG55</b>	13.29
Circular grid use with UG54				
	B		<b>UG55SA</b>	54.60
Sealed gully access				
	O		<b>UG53</b>	21.98
Bottle gully base				

## 'P' TRAP GULLY

Size	Markings	Qty	Code	Price £
110	O		<b>UG42</b>	115.54
87½° outlet				

## GULLY TRAP BASE

Size	Markings	Qty	Code	Price £
110	O	4	<b>UG44</b>	46.47
45° outlet				

## RECTANGULAR HOPPER

Size	Colour	Qty	Code	Price £
110	O	4	<b>UG47</b>	46.06

## SQUARE HOPPER

Size	Colour	Qty	Code	Price £
110	O	4	<b>UG48</b>	35.41
2 boss upstands				

## GRATING COMPONENTS

Size	Colour	Qty	Code	Price £
110	O	30	<b>UG45</b>	24.68
Grating assembly				
110	B	20	<b>UG46</b>	9.02
Spare grating suits UG45, 47 & 48				
110	B	20	<b>UG49</b>	10.82
Spare back plate suits UG47				
150	B	10	<b>UG43</b>	54.28
Spare sealed cover plate black				
300x265	B	15	<b>UG41</b>	23.21
Drain leaf guard				

## INLET RAISING PIECE

Size	Colour	Qty	Code	Price £
110	O	4	<b>UW401</b>	40.53
4 boss upstands				

## YARD GULLY

Size	Colour	Qty	Code	Price £
110	B		<b>UYG40</b>	601.95
620mm deep x 320mm diameter				

## GRATING AND FRAME FOR YARD GULLY

Size	Code	Price £
400	<b>UYG42</b>	689.05
BS EN 124 class B125 12.5 tonnes		

## SILT TRAP

Size	Colour	Qty	Code	Price £
250	O		<b>UG60</b>	174.28

## ADAPTORS


Size	Colour	Qty	Code	Price £
110	B	1	<b>UCA40</b>	59.40
Socket/socket to suit thin wall clayware spigot pipe				
110	B	1	<b>UCA41</b>	59.40
Socket/socket to suit thick wall clayware pipe				
Flexible coupling Pvc to Clay Adaptor				
110	B	1	<b>UCA42</b>	65.83
160	B	1	<b>UCA43</b>	90.35
Flexible coupling PVC-PVC Adaptor				
110	B	1	<b>UCA44</b>	54.33


## ANTI-FLOOD VALVE

Size	Colour	Qty	Code	Price £
110	B		<b>USW130</b>	458.10
160	B		<b>USW140</b>	563.81
Double flap				

# Quantum structured wall drainage systems

Size	Colour	Qty	Code	Price £
<b>QUANTUM SEWER PIPE</b>				
<b>Estimator's guide</b>	<b>150</b>	Based on 6m pipe		<b>14.64</b>
<b>Price per metre</b>	<b>225</b>	with coupling and seals		<b>38.95</b>
	<b>300</b>			<b>59.26</b>

<b>3m</b>					
	150	A	46	<b>ULS13</b>	38.54
	225	A	16	<b>ULS23</b>	110.03
	300	A	9	<b>ULS33</b>	161.77
<b>6m</b>					
	150	A	46	<b>ULS16</b>	77.07

<b>3m</b>					
	150	A	46	<b>UPS13*</b>	43.89
	225	A	16	<b>UPS23</b>	116.87
	300	A	9	<b>UPS33</b>	177.75
<b>6m</b>					
	150	A	46	<b>UPS16*</b>	87.83
	225	A	16	<b>UPS26</b>	233.71
	300	A	9	<b>UPS36</b>	355.54

\*Pipe with coupling and seals


Size	Colour	Qty	Code	Price £
<b>QUANTUM HIGHWAY PIPE</b>				
<b>Estimator's guide</b>	<b>150</b>	Based on 6m unslotted pipe		<b>9.54</b>
<b>Price per metre</b>	<b>225</b>	with coupling and seals		<b>23.87</b>
	<b>300</b>			<b>37.49</b>

<b>6m</b>					
	150		46	<b>UPH16</b>	57.23
	225		16	<b>UPH26</b>	143.20
	300		9	<b>UPH36</b>	224.95

Push-fit socket


<b>6m</b>					
	150		46	<b>USH16</b>	60.47
	225		16	<b>USH26</b>	150.73
	300		9	<b>USH36</b>	234.57


Half slotted socket  
Order seals if necessary


<b>6m</b>					
	150		46	<b>UHH16</b>	60.47
	225		16	<b>UHH26</b>	150.73
	300		9	<b>UHH36</b>	234.57


Fully slotted socket  
Order seals if necessary


To BBA 94/2985, 09/H146 or 98/3486, as appropriate. Quantum sewer pipe to BS EN 13476-3 or WIS 4-35-01


Size	Colour	Qty	Code	Price £	
<b>COUPLINGS</b>					
<b>Straight</b>					
	150	A	4	<b>UME15Q</b>	23.48
	225	A	2	<b>UME25</b>	57.25
	300	A	2	<b>UME35</b>	111.22



<b>Slip</b>					
	150	A	4	<b>UME16Q</b>	23.48
	225	A	2	<b>UME26</b>	57.25
	300	A	2	<b>UME36</b>	111.22


Size	Colour	Qty	Code	Price £	
<b>BENDS</b>					
<b>87½°</b>					
	150	A	2	<b>UMB19Q</b>	47.22
	225	A	1	<b>UMB29</b>	226.87
	300	A	1	<b>UMB39</b>	406.67


<b>Double socket</b>					
<b>45°</b>					
	150	A	2	<b>UMB14Q</b>	41.02
	225	A	1	<b>UMB24</b>	162.77
	300	A	1	<b>UMB34</b>	302.63



<b>Double socket</b>					
<b>30°</b>					
	150	A	2	<b>UMB13Q</b>	41.02
	225	A	2	<b>UMB23</b>	162.77
	300	A	2	<b>UMB33</b>	302.63


<b>Double socket</b>					
<b>15°</b>					
	150	A	2	<b>UMB11Q</b>	41.02
	225	A	2	<b>UMB21</b>	162.77
	300	A	2	<b>UMB31</b>	302.63


Size	Colour	Qty	Code	Price £	
<b>EQUAL BRANCH</b>					
<b>87½°</b>					
	150	A	2	<b>UMY13Q*</b>	81.99
<b>All socket</b>					
<b>45°</b>					
	150	A	2	<b>UMY11Q*</b>	81.99
	225	A	2	<b>UMY22</b>	382.25
	300	A	2	<b>UMY33</b>	884.06
<b>All socket</b>					


Size	Colour	Qty	Code	Price £	
<b>UNEQUAL BRANCH</b>					
<b>87½°</b>					
	150x110	A	2	<b>UMY12Q*</b>	72.00


<b>45°</b>					
	150x110	A	2	<b>UMY10Q*</b>	72.00



	225x110	A		<b>UMY20</b>	233.46
	225x150	A		<b>UMY21*</b>	194.29


	300x110	A		<b>UMY30</b>	368.72
	300x150	A		<b>UMY31*</b>	316.00


	300x225	A		<b>UMY32</b>	669.44
---	---------	---	--	--------------	--------


Size	Colour	Qty	Code	Price £	
<b>PLUGS</b>					
<b>Socket plug</b>					
	150	A		<b>UMJ11</b>	31.83


<b>End cap</b>					
	150	A		<b>UMK11</b>	15.48
	225	A		<b>UMK21</b>	91.12
	300	A		<b>UMK31</b>	217.41


Size	Colour	Qty	Code	Price £	
<b>LEVEL INVERT REDUCER</b>					
	225x150	A		<b>UML21</b>	129.34
	300x225	A		<b>UML32</b>	280.85


	150	A		<b>UMA45</b>	65.49
<b>ADAPTORS</b>					
<b>Quantum/solid wall PVC to clayware pipe coupler</b>					



	150	A		<b>UMA17</b>	40.69
<b>Quantum socket to solid wall spigot</b>					


Size	Colour	Qty	Code	Price £	
<b>FLEXIBLE COUPLING</b>					
	150	B		<b>UMD17</b>	131.64
	225	B		<b>UMD27</b>	163.28
	300	B		<b>UMD37</b>	406.21


Size	Colour	Qty	Code	Price £	
<b>PIPE SEALS</b>					
	150	A		<b>UMR150</b>	12.69
	225	A		<b>UMR225</b>	25.37
	300	A		<b>UMR300</b>	56.39

<b>Quantum pipe seal</b>					
	150	A		<b>SR160T*</b>	42.29
<b>BS 4660 seal to convert Quantum 150mm sockets for use with BS EN 1401 pipe</b>					

	150	A		<b>SNC6</b>	5.88
<b>Snap cap to convert Quantum 150mm sockets for use with BS EN 1401 pipe</b>					

Size	Colour	Qty	Code	Price £	
<b>POLYETHYLENE GULLY POT LINER</b>					
	150	A		<b>UMA43</b>	129.61
<b>90 litres 760mm deep x 500mm diameter</b>					
	150	A		<b>UMA49</b>	158.90
<b>112 litres 920mm deep x 500mm diameter</b>					

Size	Colour	Qty	Code	Price £	
<b>RODDING POINT</b>					
	150	O	2	<b>URP2Q</b>	154.14
<b>45° Socketed with black cover</b>					

	Tub 1kg		<b>UMA41</b>	51.07
<b>SILICONE LUBRICANT</b>				
<b>Water Research Centre Approved</b>				

\* Factory fitted snap cap & seal is for 160mm solid wall pipe connections only. For 150mm Quantum pipe connections, remove snap cap & seal and use UMR150 quantum seal on pipe. Please refer to p43 of Marley underground design & installation guide for correct jointing procedure.

\* Underground terms apply

# Large diameter quantum highway

## 6M PIPE

Size	Colour	Qty	Code	Price £
<b>Solid wall</b>				
375mm	▲ B	1	<b>UPH375*</b>	382.05
450mm	▲ B	1	<b>UPH450*</b>	469.76
600mm	▲ B	1	<b>UPH600*</b>	728.42

Size	Colour	Qty	Code	Price £
<b>Half slotted</b>				
375mm	▲ B	1	<b>USH375</b>	425.18
450mm	▲ B	1	<b>USH450</b>	564.89
600mm	▲ B	1	<b>USH600</b>	887.49

Size	Colour	Qty	Code	Price £
<b>Fully slotted</b>				
375mm	▲ B	1	<b>UHH375</b>	386.52
450mm	▲ B	1	<b>UHH450</b>	514.37
600mm	▲ B	1	<b>UHH600</b>	807.20

All pipes are socketed, or supplied with a coupling and seal.

## COUPLING

Size	Colour	Qty	Code	Price £
375mm	▲ B	1	<b>UME375*</b>	34.94
450mm	▲ B	1	<b>UME450*</b>	37.92
600mm	▲ B	1	<b>UME600*</b>	80.27

## SEALING RING

Size	Colour	Qty	Code	Price £
375mm	▲ B	1	<b>UMR375*</b>	15.60
450mm	▲ B	1	<b>UMR450*</b>	22.31
600mm	▲ B	1	<b>UMR600*</b>	39.39

## BEND

Size	Colour	Qty	Code	Price £
<b>11.25°</b>				
375mm	▲ B	1	<b>UMB3751</b>	426.65
450mm	▲ B	1	<b>UMB4501</b>	566.38
600mm	▲ B	1	<b>UMB6001</b>	868.17

Size	Colour	Qty	Code	Price £
<b>22.5°</b>				
375mm	▲ B	1	<b>UMB3752</b>	426.65
450mm	▲ B	1	<b>UMB4502</b>	566.38
600mm	▲ B	1	<b>UMB6002</b>	868.17

Size	Colour	Qty	Code	Price £
<b>45°</b>				
375mm	▲ B	1	<b>UMB3754*</b>	426.65
450mm	▲ B	1	<b>UMB4504*</b>	566.38
600mm	▲ B	1	<b>UMB6004</b>	868.17

## BEND

Size	Colour	Qty	Code	Price £
<b>90°</b>				
375mm	▲ B	1	<b>UMB3759</b>	426.65
450mm	▲ B	1	<b>UMB4509</b>	566.38
600mm	▲ B	1	<b>UMB6009</b>	868.17

160, 250 and 315mm branch connections are spigot ended and need to be used in conjunction with couplings and seals. For 160mm branch, use UME15C coupling. For 250mm branch, use UMD23 coupling. For 300mm branch use UMD33 coupling. Remove one snap cap and seal from UME15C to convert to 150mm quantum. The 375, 450 and 600mm branches are all socketed.

## BRANCH

Size	Colour	Qty	Code	Price £
<b>45°</b>				
375x160	B	1	<b>UMY3751*</b>	395.42
375x250	B	1	<b>UMY3752</b>	581.24
375x315	B	1	<b>UMY3753</b>	868.17
375x375	▲ B	1	<b>UMY3754</b>	1001.94
450x160	B	1	<b>UMY4501*</b>	431.10
450x250	B	1	<b>UMY4502</b>	703.13
450x315	B	1	<b>UMY4503</b>	795.31
450x375	▲ B	1	<b>UMY4504</b>	1299.25
450x450	▲ B	1	<b>UMY4505</b>	1300.74
600x160	B	1	<b>UMY6001</b>	645.16
600x250	B	1	<b>UMY6002</b>	743.28
600x315	B	1	<b>UMY6003</b>	1153.58
600x375	▲ B	1	<b>UMY6004</b>	1323.05
600x450	▲ B	1	<b>UMY6005</b>	1381.01
600x600	▲ B	1	<b>UMY6006</b>	1653.06

Size	Colour	Qty	Code	Price £
<b>90°</b>				
375x160	B	1	<b>UMT3751</b>	382.05
375x250	B	1	<b>UMT3752</b>	539.62
375x315	B	1	<b>UMT3753</b>	868.17
375x375	▲ B	1	<b>UMT3754</b>	1001.94
450x160	B	1	<b>UMT4501</b>	444.49
450x250	B	1	<b>UMT4502</b>	722.46
450x315	B	1	<b>UMT4503</b>	775.99
450x375	▲ B	1	<b>UMT4504</b>	1299.25
450x450	▲ B	1	<b>UMT4505</b>	1300.74
600x160	B	1	<b>UMT6001</b>	605.03
600x250	B	1	<b>UMT6002</b>	966.27
600x315	B	1	<b>UMT6003</b>	1436.02
600x375	▲ B	1	<b>UMT6004</b>	1438.98
600x450	▲ B	1	<b>UMT6005</b>	1375.08
600x600	▲ B	1	<b>UMT6006</b>	1632.24

## FLEXIBLE COUPLING

Size	Colour	Qty	Code	Price
250/225mm	B	1	<b>UMD23</b>	127.84
315/300mm	B	1	<b>UMD33</b>	190.28

## Large diameter quantum highway

- Available in 375mm, 450mm and 600mm sizes
- Pipes are available in fully slotted, half slotted and solid wall options
- Pipe contains a minimum of 70% recycled HDPE material
- Suitable for highway surface water carrier and filter drains
- Light weight, high strength and durable
- Easy to cut to required length
- BBA certificate no. 11/H172

## SOLVENT CEMENT

Size	Colour	Qty	Code	Price £
Tub 250ml			<b>KS10*</b>	21.66
Tub 500ml			<b>KS20*</b>	40.66
BSEN14680				

## SILICONE LUBRICANT

Size	Code	Price £
Tube with sponge applicator 50g	<b>SZ50*</b>	24.51
Tub 100g	<b>SZ100*</b>	28.28
Aerosol† 400ml	<b>SZ400*</b>	41.74
Tub 500g	<b>SZ500*</b>	123.08

Water Research Centre Approved

## SPARE RING SEALS

Size	Code	Price £
'T' ring 110	<b>SR110T*</b>	16.91
160	<b>SR160T</b>	42.29
To BS EN 681/1		



# Index

Code	Page	Code	Page	Code	Page	Code	Page	Code	Page	Code	Page	Code	Page	Code	Page
KMA1W	21	POB-PHO-110-000	38	RBE1B	8	REJ1B	9	RGF4W	6	RLR25B	5	ROF1W	6	RT200BR	16
KMA2	21	POB-PHO-160-000	38	RBE1BR	8	REJ1BR	9	RGG10	16	RLR25W	5	ROF25G	18	RT200G	16
KMA2W	21	POB-STL-110-000	38	RBE1W	8	REJ1W	9	RGJ4AG	9	RNA250AG	5	ROJ1AG	9	RT200W	16
KMA3	21	POB-STL-160-000	38	RBE3AG	8	REJ2AG	9	RGJ4B	9	RNA250B	5	ROJ1B	9	RT250	16
KMA3W	21	PPA-110-034-300-D	38	RBE3B	8	REJ2B	9	RGJ4BR	9	RNA250BR	5	ROJ1BR	9	RT2501	16
KP104	20	PPA-160-049-300-D	38	RBE3BR	8	REJ2BR	9	RGJ4W	9	RNA250G	5	ROJ1W	9	RT2501B	16
KP104B	20	RA42	17	RBE3W	8	REJ2W	9	RGN1	17	RNA250W	5	RPC1	16	RT250B	16
KP104W	20	RAC1AG	4	RC251AG	5	RF25AG	5	RGNA1	4, 5, 6, 9	RNB11	40	RPC1B	16	RTA1	16
KP204	20	RAC1B	4	RC251B	5	RF25B	5	RGS1B	16	RNB21	16	RPE2555AG	8	RTA1A	16
KP204B	20	RAC1BR	4	RC251BR	5	RF25BR	5	RGS1W	16	RNE1AG	8	RPE2555B	8	RUC1AG	4
KP204W	20, 64	RAC1G	4	RC251G	5	RF25G	5	RH252AG	6, 18	RNE1B	8	RPE2555BR	8	RUC1B	4
KP304	20	RAC1W	4	RC251W	5	RF25W	5	RH252B	6, 18	RNE1BR	8	RPE2555W	8	RUC1BR	4
KP304B	20	RAC2AG	4	RC252AG	5	RF3AG	9	RH252BR	6, 18	RNE1W	8	RPE3AG	8	RUC1G	4
KP304W	20	RAC2B	4	RC252B	5	RF3B	9	RH252G	6, 18	RNE252AG	5	RPE3B	8	RUC1W	4
KR175	20	RAC2BR	4	RC252BR	5	RF3BR	9	RH252W	6, 18	RNE252B	5	RPE3BR	8	RUD10AG	4
KR175B	20	RAC2G	4	RC252G	5	RF3W	9	RH25B	6, 18	RNE252BR	5	RPE3W	8	RUD10B	4
KR175W	20	RAC2W	4	RC252W	5	RFB102AG	6	RKA1	16	RNE252G	5	RPH2525AG	5	RUD10BR	4
KR210	20	RAD10AG	4	RC32AG	9	RFB102B	6	RKA2	16	RNE252W	5	RPH2525B	5	RUD10G	4
KR210B	20	RAD10B	4	RC32B	9	RFB102BR	6	RKC1AG	4	RNE253AG	5	RPH2525BR	5	RUD10W	4
KR210W	20	RAD10BR	4	RC32BR	9	RFB102W	6	RKC1B	4	RNE253B	5	RPH2525G	5	RUF1AG	6
KR310	20	RAD10G	4	RC32W	9	RFB104AG	4	RKC1BR	4	RNE253BR	5	RPH2525W	5	RUF1B	6
KR310H	33	RAD10W	4	RC3AG	9	RFB104B	4	RKC1G	4	RNE253G	5	RPH253AG	5	RUF1BR	6
KR310W	20	RAD20AG	4	RC3B	9	RFB104BR	4	RKC1W	4	RNE253W	5	RPH253B	5	RUF1W	6
KR320	20	RAD20B	4	RC3BR	9	RFB104W	4	RKD1AG	4	RNE255AG	5	RPH253BR	5	RUI1AG	9
KR320B	20	RAD20BR	4	RC3W	9	RFB150AG	9	RKD1B	4	RNE255B	5	RPH253G	5	RUI1B	9
KR320H	33	RAD20G	4	RCB300AG	5, 8, 9	RFB150B	9	RKD1BR	4	RNE255BR	5	RPH253W	5	RUI1BR	9
KR320W	20	RAD20W	4	RCB300B	5, 8, 9, 31	RFB150BR	9	RKD1G	4	RNE255G	5	RPH2555AG	5	RUI1W	9
KS10	23, 69	RAF1AG	6	RCB300BR	5, 8, 9	RFB150W	9	RKD1W	4	RNE255W	5	RPH2555B	5	RV195	18
KS20	23, 69	RAF1B	6	RCB300G	5, 31	RFB21AG	4	RKF1	16	RNE3AG	9	RPH2555BR	5	RV196	18
KSC1	20	RAF1BR	6	RCB300W	5, 8, 9, 31	RFB21B	4	RKF2AG	6	RNE3B	9	RPH2555G	5	RV225AG	6
KSC1B	20	RAF1W	6	RCE1AG	8	RFB21BR	4	RKF2B	6	RNE3BR	9	RPH2555W	5	RV225B	6, 31
KSC1W	20	RAF2AG	6	RCE1B	8	RFB21G	4	RKF2BR	6	RNE3W	9	RPH33AG	9	RV225BR	6
KSC2	20	RAF2B	6	RCE1BR	8	RFB21W	4	RKF2W	6	RNG50	17	RPH33B	9	RV225G	6, 31
KSC2B	20	RAF2BR	6	RCE1W	8	RFB91AG	8	RKJ1AG	9	RNG60	17	RPH33BR	9	RV225W	6, 31
KSC2W	20	RAF2W	6	RCE2AG	8	RFB91B	8	RKJ1B	9	ROB25G	18	RPH33W	9	RV369	18
KSC3	20	RAJ1AG	9	RCE2B	8	RFB91BR	8	RKJ1BR	9	ROC1AG	4	RPH355AG	9	RV482	18
KSC3B	20	RAJ1B	9	RCE2BR	8	RFB91W	8	RKJ1W	9	ROC1B	4	RPH355B	9	RV491	18
KSC3W	20	RAJ1BR	9	RCE2W	8	RG1X	16	RL25AG	5	ROC1BR	4	RPH355BR	9	RV637	18
KT1	20	RAJ1W	9	RCE3AG	8	RGA1R	17	RL25B	5	ROC1G	4	RPH355W	9	RY252AG	5
KT1B	20	RAJ2AG	9	RCE3B	8	RGA2RB	5, 6	RL25BR	5	ROC1W	4	RRM425AG	17	RY252B	5
KT1W	20	RAJ2B	9	RCE3BR	8	RGA2RBR	5, 6	RL25G	5	ROC2AG	4	RRM425B	17	RY252BR	5
KT2	20	RAJ2BR	9	RCE3W	8	RGA2RW	5, 6	RL25W	5	ROC2B	4	RRM425BR	17	RY252G	5
KT21	20	RAJ2W	9	RCZ253AG	5	RGA4	17	RL3AG	9	ROC2BR	4	RRM425G	17	RY252W	5
KT21W	20	RB251AG	5	RCZ253B	5	RGA5	17	RL3B	9	ROC2G	4	RRM425W	17	RY3AG	9
KT2B	20	RB251B	5	RCZ253BR	5	RGC3AG	4	RL3BR	9	ROC2W	4	RS25AG	5	RY3B	9
KT2W	20	RB251BR	5	RCZ253G	5	RGC3B	4	RL3W	9	ROD10AG	4	RS25B	5	RY3BR	9
KT3	20	RB251G	5	RCZ253W	5	RGC3BR	4	RLE11AG	8	ROD10B	4	RS25BR	5	RY3W	9
KT31	20	RB251W	5	RD25RB	16	RGC3BR	4	RLE11B	8	ROD10BR	4	RS25G	5	RYE1AG	8
KT31W	20	RB252AG	5	RD25RBR	16	RGC3G	4	RLE11BR	8	ROD10G	4	RS25W	5	RYE1B	8
KT3B	20	RB252B	5	RD25RG	16	RGC4AG	4	RLE11W	8	ROD10W	4	RS3AG	9	RYE1BR	8
KT3W	20	RB252BR	5	RD25RW	16	RGC4B	4	RLE1AG	8	ROD11AG	4	RS3B	9	RYE1W	8
KXT21	20	RB252G	5	RDC26RB	16	RGC4BR	4	RLE1B	8	ROD11B	4	RS3BR	9	S005632	36
KXT21W	20	RB252W	5	REC1AG	4	RGC4G	4	RLE1BR	8	ROD11BR	4	RS3W	9	S005640	36
KXT31	20	RB253AG	5	REC1B	4	RGC4W	4	RLE1W	8	ROD11G	4	RSA1	16	S100700	33
KXT31W	20	RB253B	5	REC1BR	4	RGD3AG	4	RLE2AG	8	ROD11W	4	RSA1A	16	S101100	33
OB45W	23	RB253BR	5	REC1G	4	RGD3B	4	RLE2B	8	ROD20AG	4	RSC1	16	S101103	33
OB90W	23	RB253G	5	REC1W	4	RGD3BR	4	RLE2BR	8	ROD20B	4	RSC1B	16	S101600	33
OBC90W	23	RB253W	5	RED10AG	4	RGD3G	4	RLE2W	8	ROD20BR	4	RSE1AG	8	S102000	33
OCA21W	23	RB31AG	9	RED10B	4	RGD3W	4	RLE3AG	8	ROD20G	4	RSE1B	8	S102500	33
OCL21W	23	RB31B	9	RED10BR	4	RGD4AG	4	RLE3B	8	ROD20W	4	RSE1BR	8	S103100	33
OFA21W	23	RB31BR	9	RED10G	4	RGD4B	4	RLE3BR	8	ROF11AG	6	RSE1W	8	S105600	33
OP213W	23	RB31W	9	RED10W	4	RGD4BR	4	RLE3W	8	ROF11B	6	RSE2AG	8	S110792	33
OP21W	23	RB33AG	9	REF2AG	6	RGD4G	4	RLE4AG	8	ROF11BR	6	RSE2B	8	S111192	33
OSC21W	23	RB33B	9	REF2B	6	RGD4W	4	RLE4B	8	ROF11W	6	RSE2BR	8	S111691	33
OT90W	23	RB33BR	9	REF2BR	6	RGF4AG	6	RLE4BR	8	ROF1AG	6	RSE2W	8	S112091	33
OTC21W	23	RB33W	9	REF2W	6	RGF4B	6	RLE4W	8	ROF1B	6	RSS1	17, 31	S112591	33
		RBE1AG	8	REJ1AG	9	RGF4BR	6	RLR25AG	5	ROF1BR	6	RT200B	16	S113191	33

# Index

Code	Page	Code	Page	Code	Page	Code	Page	Code	Page	Code	Page	Code	Page	Code	Page
S115692	33	S203125	34	S411195	33	S701610	37	SBS40W	28, 29	SF41B	27	ST41W	39	SY401BL	39
S120745	34	S203131	34	S411695	33	S701615	37	SBS41	28	SF41W	27	STS41W	18, 39	SY401W	26
S120746	34	S205656	34	S412065	33	S701678	37	SBS415	28	SF611	30	SV31	31	SY402	27
S120788	34	S230700	35	S412565	33	S702015	37	SBS415B	28	SFB61	26	SV321	31	SY402B	27
S121145	34	S231120	35	S413165	33	S702080	37	SBS41B	28	SFB65	26	SV321B	31	SY404	27
S121146	34	S231620	35	S415695	33	S702580	37	SBS41W	28	SFG42AS	40	SV42	31	SY404BL	39
S121188	34	S232000	35	S419600	37	S703180	37	SBS42	28	SFG43AS	40	SV42B	31	SY405	27
S121645	34	S232500	35	S419620	37	S705610	37	SBS420	30	SFS41	30	SV42W	31	SY405B	27
S121688	34	S233100	35	S419861	37	S705615	37	SBS420B	30	SFS41B	30	SV43	31	SY405BL	39
S122045	34	S235600	35	S419865	37	S705678	37	SBS42B	28	SFS41W	30	SV43B	31	SY405W	27
S122088	34	S241101	35	S420720	33	S709410	37	SBS42W	28	SG40	39	SV43W	31	SY411	27
S122545	34	S241102	35	S420750	33	S709478	37	SBS45	28	SGG4	40	SV62	31	SY415	29
S122588	34	S241103	35	S421120	33	S709480	37	SBS45B	28	SGS31G	18	SVC1	31	SY415B	29
S123145	34	S241115	35	S421150	33	SA110	27	SBS45W	28	SGS41W	18, 39	SVC1B	31	SY460	26
S123188	34	S241117	35	S421620	33	SA323W	39, 40	SBS615	28	SH30	18	SVC1W	31	SY460B	26
S125645	34	S241125	35	S421650	33	SA411	27, 30	SBS62	28	SH30AG	18	SVD2	31	SY466	26
S125688	34	S241127	35	S423250	33	SA411B	27, 30	SBS65	28	SH30B	18	SVD3	31	SY466B	26
S142011	36	S241135	35	S424050	33	SA411W	27, 30	SC35	31	SH30BR	18	SVD4	31	SY601	26
S142016	36	S241137	35	S425650	33	SA411XBL	39	SC35B	31	SH30W	18	SW30	27	SY63	26
S142520	36	S251111	34	S441101	35	SA415	30	SC35S	31	SH40	18	SW30B	27	SY64	27
S143120	36	S300707	34	S441115	35	SA42	27, 64	SC35SB	31	SH40B	18	SW40	27	SY66	27
S143125	36	S300756	34	S441117	35	SA420	27, 30	SC41	31	SL403	28	SW40B	27	SYS404	29
S150756	36	S301107	34	S441156	35	SA420B	27, 30	SC41B	31	SL403B	28	SW40BL	39	SYS405	29
S151104	36	S301111	34	S461111	35	SA420XBL	39	SC45	31	SL403W	28	SW40W	27	SYS405B	29
S151107	36	S301156	34	S470702	36	SA421	27, 30	SC45B	31	SL404	28	SW41	27	SYS411	29
S151156	36	S301607	34	S471102	36	SA421B	27, 30	SC45W	31	SL603	28	SW415	27	SYS415	27
S151611	36	S301611	34	S471602	36	SA421W	27, 30	SC61	31	SL604	28	SW415B	27	SYS415B	27
S152016	36	S301616	34	S472002	36	SA421XBL	39	SC621	31, 40	SM41W	40	SW41B	27	SYS460	28
S152516	36	S301656	34	S472502	36	SA425	30	SCB41	29	SM42W	40	SW41W	27	SYS460B	28
S152520	36	S302007	34	S473102	36	SA425B	30	SCB41BL	39	SM43W	40	SW60	30	SYS466	28
S153120	36	S302011	34	S475602	36	SA435	30	SCBL41	29	SM44W	40	SWC11	39	SYS466B	28
S153125	36	S302016	34	S490910	37	SA540	31	SCBS41	29	SM45W	40	SWC22	39	SYS601	28
S160756	36	S302020	34	S491110	37	SAS45	31	SCT4	30	SNC6	67	SWCB14	39	SYS644	29
S161104	36	S302511	34	S500935	36	SAS61	31	SE30	30	SNE300	26, 28	SWCB90	39	SYS664	29
S161107	36	S302516	34	S500951	37	SB31	26	SE300	26, 28	SNE300B	26, 28	SWCE33	39	SYS666	28
S161156	36	S302520	34	S501032	36	SB31B	26	SE300B	26, 28	SNE405	26, 28	SWS332	29	SZ100	23, 69
S161611	36	S302525	34	S501033	36	SB35	26	SE305	26	SNE405B	26, 28	SWS340	29	SZ400	23, 69
S181115	33	S303111	34	S501132	36	SB35B	26	SE305B	26	SNE405W	26, 28	SWS350	29	SZ50	23, 69
S181130	33	S303116	34	S501133	36	SB37	26	SE30B	30	SNE600	26, 28	SWS40	30	SZ500	23, 69
S181615	33	S303120	34	S501134	36	SB37B	26	SE40	30	SOB1	18	SWS405	30	UA42	64
S181630	33	S303125	34	S501135	36	SB38	27	SE400	26, 28	SOF1	18	SWS405B	30	UA43	64
S182015	33	S303131	34	S501171	37	SB38B	27	SE400B	26, 28	SOF12	18	SWS406	30	UA44	64
S182030	33	S305656	34	S501185	36	SB41	26	SE400W	26, 28	SP303	26	SWS40B	30	UAC02	63
S182515	33	S331100	35	S550503	36	SB410	26	SE402	26	SP303B	26	SWS41	29	UAC44	63
S182530	33	S331600	35	S550701	36	SB410B	26	SE402BL	39	SP304	26	SWS410	29	UAR1	62, 63
S183115	33	S341101	35	S551102	36	SB410W	26	SE405	26	SP4025	26	SWS410B	29	UAR2	62
S183130	33	S341102	35	S555601	36	SB411	26	SE405B	26	SP403	26	SWS4135	29	UAR3	62
S200707	34	S341115	35	S601000	37	SB411B	26	SE405W	26	SP403B	26	SWS415	29	UB1	60
S200756	34	S341117	35	S601117	35	SB41B	26	SE409	28	SP403W	26	SWS4150	29	UB410	60
S201107	34	S341125	35	S601617	35	SB41W	26	SE409B	28	SP404	26	SWS4150B	29	UB4100	60
S201111	34	S341127	35	S660740	33	SB42	27	SE40B	30	SP603	26	SWS415B	29	UB411	60
S201156	34	S361111	34	S661140	33	SB420	26	SE40W	30	SP604	26	SWS415W	29	UB42	61
S201607	34	S371111	34	S665640	33	SB420B	26	SE41	31, 64	SR110T	31, 69	SWS41B	29	UB420	60
S201611	34	S400719	37	S670707	36	SB420W	26	SE41B	31, 64	SR160T	31, 67, 69	SWS41W	29	UB4200	60
S201616	34	S400729	37	S671107	36	SB42B	27	SE43B	30	SR250	64	SWS42	29	UB430	60
S201656	34	S401128	37	S671609	36	SB430	26	SE43G	30	SR450	62	SWS420	29	UB4300	60
S202007	34	S401129	37	S672009	36	SB430B	26	SE43W	30	SR82T	17, 31	SWS420B	29	UB45	60
S202011	34	S401619	37	S672509	36	SB430W	26	SE600	26, 28	SRM30	30, 64	SWS42B	29	UB455	60
S202016	34	S401629	37	S673109	36	SB45	26	SE605	26	SRM304	27	SWS4C	29	UB47	61
S202020	34	S402019	37	S675607	36	SB45B	26	SE62	30	SRM304B	27	SWS60	30	UB47M	61
S202511	34	S402020	33	S700710	37	SB45W	26	SES301	28	SRM30B	30, 64	SY33F	27	UB67	61
S202516	34	S402520	33	S700715	37	SB46	26	SES401	28	SRM402	30, 64	SY33FB	27	UB68	60
S202520	34	S403120	33	S700778	37	SB47	26	SES401B	28	SRM402B	30, 64	SY34F	27	UB69	60
S202525	34	S405619	37	S700915	37	SB47B	26	SES601	28	SRM604	27	SY34FB	27	UBL141	61
S203111	34	S405620	33	S701110	37	SB67	26	SF31	27	SRS304	30	SY36	26	UBL142	61
S203116	34	S405629	37	S701115	37	SBS40	28	SF31B	27	SRS604	30	SY401	26	UBL145	61
S203120	34	S410795	33	S701178	37	SBS40B	28	SF41	27	ST40	39	SY401B	26	UBL488	61

# Index


Code	Page	Code	Page	Code	Page	Code	Page	Code	Page	Code	Page	Code	Page	Code	Page
UCA40	65	UG61	70	UML21	67	UPS26	66	VKL-110-000-15D	38	WAB4B	21	WC5	20	WR454	12
UCA41	65	UHH16	66	UML32	67	UPS33	66	VKL-110-000-30D	38	WAB4G	21	WC5B	20, 21	WR465	13
UCA42	65	UHH26	66	UMR150	67	UPS36	66	VKL-110-000-45D	38	WAB4W	21	WC5W	20, 21	WR515	12
UCA43	65	UHH36	66	UMR225	67	URM304	64	VKL-110-000-67D	38	WAB51B	21	WPA31B	22	WR893	7
UCA44	65	UHH375	68	UMR300	67	URM425	64	VKL-110-000-90D	38	WAB51G	21	WPA31G	22	WR896	7
UCB1	62	UHH450	68	UMR375	68	URM604	64	VKL-160-000-45D	38	WAB51W	21	WPA31W	22	WR902	7
UCB2	62	UHH600	68	UMR450	68	URP1	61	VKL-160-000-90D	38	WAB5B	21	WPA41B	22	WR908	7
UCB48L	64	UL403	60	UMR600	68	URP2C	61	VMD-110-000-00D	38	WAB5G	21	WPA41G	22	WR910	7
UCC10	63	UL406	60	UMT3751	68	URP2Q	67	VMD-160-000-00D	38	WAB5W	21	WPA41W	22	WR911	7
UCC10D	62, 63	UL606	60	UMT3752	68	URPFSQ	61	VMP-110-000-00D	38	WAC31B	21	WPB31B	22	WR913	7
UCC250	62	ULS13	66	UMT3753	68	USB110	61	VMP-160-000-00D	38	WAC31W	21	WPB31G	22	WR917	7
UCC3	63	ULS16	66	UMT3754	68	USB41	64	VR014	7	WAC3B	21	WPB31W	22	WR919	7
UCC315	62	ULS23	66	UMT4501	68	USB42	64	VR893	7	WAC3G	21	WPB32B	22	WR920	7
UCC4	64	ULS33	66	UMT4502	68	USH16	66	VR896	7	WAC3W	21	WPB32G	22	WR921	7
UCC450	62, 63	UMA17	67	UMT4503	68	USH26	66	VR902	7	WAC41B	21	WPB32W	22	WR922	7
UCC5	62, 63	UMA41	67	UMT4504	68	USH36	66	VR908	7	WAC41W	21	WPB33B	22	WR924	7
UCC7	63	UMA43	67	UMT4505	68	USH375	68	VR910	7	WAC4B	21	WPB33G	22	WR935	7
UCL125	62, 63	UMA45	67	UMT6001	68	USH450	68	VR911	7	WAC4G	21	WPB33W	22	WR937	7
UCL2	64	UMA49	67	UMT6002	68	USH600	68	VR913	7	WAC4W	21	WPB34B	22	WR945	7
UCL3	64	UMB11C	60	UMT6003	68	USW130	65	VR917	7	WAC5B	21	WPB34G	22	WR947	7
UCL315	62	UMB11Q	66	UMT6004	68	USW140	65	VR919	7	WAC5G	21	WPB34W	22	WS208	12
UCL35	63	UMB13C	60	UMT6005	68	USW29	70	VR920	7	WAC5W	21	WPB3B	22	WS217	13
UCL35PAV	63	UMB13Q	66	UMT6006	68	USW30	70	VR921	7	WAF3W	22	WPB3G	22	WS219	13
UCL35PP	63	UMB14C	60	UMY10C	61	USW301	70	VR922	7	WAF4W	22	WPB3W	22	WS220	13
UCL35SQ	63	UMB14Q	66	UMY10Q	67	USW32	70	VR924	7	WAF5W	22	WPB41B	22	WS266	13
UCL50PAV	63	UMB19C	60	UMY11C	61	USW33	70	VR927	7	WAM31W	22	WPB41G	22	WS270	13
UCLRR	63	UMB19Q	66	UMY11Q	66	USW40	70	VR935	7	WAM3W	22	WPB41W	22	WS271	13
UCLRR2	62, 63	UMB21	66	UMY12C	61	USW415	70	VR937	7	WAM4W	22	WPB42B	22	WS322	13
UCP1	62	UMB23	66	UMY12Q	67	USW420	70	VR945	7	WAM5W	22	WPB42G	22	WS331	13
UCP2	62	UMB24	66	UMY13C	61	USW425	70	VR947	7	WAP33B	21	WPB42W	22	WS505	12
UCR2	63	UMB29	66	UMY13Q	66	USW430	70	VRD-160-110-00D	38	WAP33G	21	WPB43B	22	WS506	12
UCR3	62, 63	UMB31	66	UMY20	67	USW435	70	VTR-110-110-45D	38	WAP33W	21	WPB43G	22	WS508	12
UDSB110	61	UMB33	66	UMY21	67	USW440	70	VTR-110-110-67D	38	WAP43B	21	WPB43W	22	WUM33G	22
UDSY110	61	UMB34	66	UMY22	66	USW445	70	VTR-160-110-45D	38	WAP43G	21	WPB44B	22	WUM43G	22
UE40	61	UMB3751	68	UMY30	67	USW450	70	VTR-160-160-45D	38	WAP43W	21	WPB44G	22		
UE400	60	UMB3752	68	UMY31	67	USW455	70	VVEN-110-110-75D	38	WAP53B	21	WPB44W	22		
UE405	60	UMB3754	68	UMY32	67	USW460	70	VVEN-160-110-75D	38	WAP53G	21	WPB4B	22		
UE406	60	UMB3759	68	UMY33	66	USW465	70	WAA3B	21	WAP53W	21	WPB4G	22		
UE407	60	UMB39	66	UMY3751	68	USW470	70	WAA3G	21	WAR43B	22	WPB4W	22		
UE42	61	UMB4501	68	UMY3752	68	USW475	70	WAA3W	21	WAR43G	22	WPC3B	22		
UE43	61	UMB4502	68	UMY3753	68	USW480	70	WAA4B	21	WAR43W	22	WPC3G	22		
UE60	61	UMB4504	68	UMY3754	68	USW485	70	WAA4G	21	WAR53B	22	WPC3W	22		
UE600	60	UMB4509	68	UMY4501	68	USW50	70	WAA4W	21	WAR53G	22	WPC4B	22		
UE62	61	UMB6001	68	UMY4502	68	USW60	70	WAA5B	21	WAR53W	22	WPC4G	22		
UE64	61	UMB6002	68	UMY4503	68	USW70	70	WAA5G	21	WAR54B	22	WPC4W	22		
UFB61	60	UMB6004	68	UMY4504	68	USW80	70	WAA5W	21	WAR54G	22	WPP33B	22		
UFB65	60	UMB6009	68	UMY4505	68	USW90	70	WAB31B	21	WAR54W	22	WPP33G	22		
UG41	65	UMD17	67	UMY6001	68	UTSY110	61	WAB31G	21	WAT31W	21	WPP33W	22		
UG42	65	UMD23	69	UMY6002	68	UW401	65	WAB31W	21	WAT3B	21	WPP43B	22		
UG43	65	UMD27	67	UMY6003	68	UY36	61	WAB32B	21	WAT3G	21	WPP43G	22		
UG44	65	UMD33	69	UMY6004	68	UY400	61	WAB32G	21	WAT3W	21	WPP43W	22		
UG45	65	UMD37	67	UMY6005	68	UY401	61	WAB32W	21	WAT41W	21	WPR43B	22		
UG46	65	UME15C	60	UMY6006	68	UY46	61	WAB33B	21	WAT42W	21	WPR43G	22		
UG47	65	UME15Q	66	UP403	60	UY466	61	WAB33G	21	WAT4B	21	WPR43W	22		
UG48	65	UME16C	60	UP406	60	UY601	61	WAB33W	21	WAT4G	21	WPT31B	22		
UG49	65	UME16Q	66	UP603	60	UY63	61	WAB3B	21	WAT4W	21	WPT31G	22		
UG50	64	UME25	66	UP606	60	UY64	61	WAB3G	21	WAT51W	21	WPT31W	22		
UG50D	64	UME26	66	UPH16	66	UY66	61	WAB3W	21	WAT52W	21	WPT41B	22		
UG50SA	64	UME35	66	UPH26	66	UYG40	65	WAB41B	21	WAT5B	21	WPT41G	22		
UG51	64	UME36	66	UPH36	66	UYG42	65	WAB41G	21	WAT5G	21	WPT41W	22		
UG51SA	65	UME375	68	UPH375	68	VCLP-KIE-STL-110	38	WAB41W	21	WAT5W	21	WR014	7		
UG52	64	UME450	68	UPH450	68	VCLP-KIE-STL-160	38	WAB42B	21	WC3B	20, 21, 22	WR042	12		
UG53	65	UME600	68	UPH600	68	VCZ-110-000-00D	39	WAB42G	21	WC3G	20, 21, 22	WR402	12		
UG54	64	UMJ11	67	UPP406	60	VCZ-160-000-00D	39	WAB42W	21	WC3W	20, 21, 22	WR451	12		
UG55	65	UMK11	67	UPS13	66	VDK-110-000-00D	38	WAB43B	21	WC4B	20, 21, 22	WR452	12		
UG55SA	65	UMK21	67	UPS16	66	VKK-110-000-00D	38	WAB43G	21	WC4G	20, 21, 22				
UG60	65	UMK31	67	UPS23	66	VKK-160-000-00D	38	WAB43W	21	WC4W	20, 21, 22				

**Colour key:**

**W:** White **B:** Black **G:** Grey **BR:** Brown **NU:** Neutral  
**BL:** Blue **O:** Orange **AG:** Anthracite Grey **FF:** Foundry Finish


**Standards**

**British Standards**

A wide range of components featured in this Price List conform to British Standard Specifications, many items bear the British Standards Institution's Kite Mark symbol, , as indicated throughout this price list. The presence of this mark on, or in relation to, a product is an assurance that the goods have been produced under a system of supervision, control and testing, operated during manufacture and including periodical inspection of the manufacturer's works in accordance with the Certification Mark Scheme.

°Products indicated by this symbol comprise of components not covered by Marley Plumbing and Drainage BS EN ISO 9001 Scope of Registration. However these products have been fully inspected and tested in accordance with our own Quality Management System requirements.

**Agrément Certificates**

Certain components and systems illustrated in this price list have been independently assessed and are the subject of certification by the British Board of Agrément. These items are indicated by the BBA symbol, , throughout this price list.

Copies of Marley Plumbing & Drainage BBA Certificates are freely available from the Company upon request or by logging on to [marleypd.co.uk](http://marleypd.co.uk).

**Ordering information**

Before despatching your order please check that you have ordered the appropriate quantity of Solvent Cement and Silicone Lubricant. Where applicable, when ordering please quote code number followed by colour code letter: B for Black, BR for Chestnut Brown, G for Grey & W for White.

**Minimum order values**

For carriage paid minimum order values, please refer to your Customer Supply Agreement.

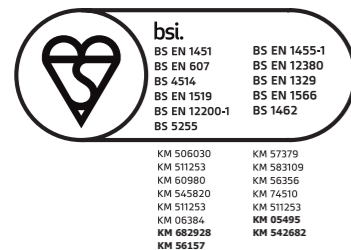
**Product information**

**External Installation**

Where Polypropylene or ABS components are to be installed externally they must be painted to protect them from direct sunlight.

**NOTE:**


Marley Plumbing & Drainage products are manufactured to a constant high standard. The Company will not therefore accept responsibility for failure of any installation which includes components not supplied by us.



All list prices are for single components unless marked.  
 This price list does not constitute an offer. All prices are subject to change without notice and are exclusive of VAT. A sum equivalent to the VAT chargeable will be invoiced for payment by the customer. Customer attention is drawn to the Company's official Terms and Conditions of Sale. Goods are supplied strictly in accordance with these terms and conditions, copies of which are freely available on request and on [marleypd.co.uk](http://marleypd.co.uk). Product illustrations may vary slightly depending on the type and size. Product images are for illustrative purposes only. Terms & conditions for Multikwik products may differ from those of other Marley Plumbing & Drainage ranges.  
 e & o.e.



PVCu push-fit and solvent weld systems, ideal for domestic and commercial applications. Innovative fittings include the 8-way collar boss with top and side entries which allow for multiple inlet connections.



Certified to BS EN 1519, the Marley HDPE system offers an alternative solution to cast iron. The combination of the excellent material properties of HDPE with homogenous welded joints provide greater installation flexibility with a range of jointing options.



Used in conjunction with the acoustic pipe brackets, Marley dBlue is designed to reduce noise and acoustic vibrations to a level of 16dB at 4/s, making it perfect for multi-occupancy developments.



The Marley rainwater range comprises advanced Life4 technology, textured Foundry Finish, and profiles up to heavy industrial to make it the most comprehensive available.



Solid wall for round the house drainage with a range of adoptable inspection chambers. Quantum structured wall with smooth bore for good hydraulic performance in sewer and highway drainage applications.



Studor P.A.P.A. (Positive Air Pressure Attenuator) and Studor air admittance valves provide a complete active drainage ventilation system solution which is particularly suited to high-rise applications.



Multikwik sanitary frames and concealed cisterns deliver behind the wall reliability for wall hung toilets and basins. Glass, metal and plastic flush plates offer client choice for modern bathroom designs.



Equator is a hot & cold water system manufactured from cross-linked polyethylene (PE-X) and stainless steel. Fittings are tamperproof, but fully demountable and reusable with the use of the demounting tool.



Flowloc is a Vortex flow control unit, which is used as part of an attenuation scheme. It controls the rate at which water is discharged to a drainage system or watercourse.





## marleypd.co.uk

For general enquiries and details of your nearest stockist please call the customer services department:

Tel: 01622 852585

Email: [customerservice@marleypd.co.uk](mailto:customerservice@marleypd.co.uk)

To place an order

For delivery to **England & Wales**

Email: [orders.lenham@marleypd.co.uk](mailto:orders.lenham@marleypd.co.uk)

Fax: 01622 851111

For delivery to **Scotland**

Email: [orders.uddingston@marleypd.co.uk](mailto:orders.uddingston@marleypd.co.uk)

Fax: 01698 810307

For all estimate requests

Email: [estimates@marleypd.co.uk](mailto:estimates@marleypd.co.uk)

For Technical advice please call

01622 852695

### Head Office

Lenham, Maidstone

Kent ME17 2DE

Tel: 01622 858888

Fax: 01622 858725

Email: [marketing@marleypd.co.uk](mailto:marketing@marleypd.co.uk)

### Scotland

Birkenshaw Industrial Estate

Uddingston, Glasgow G71 5PA

Tel: 01698 815231

Fax: 01698 810307

### Export Division

Lenham, Maidstone

Kent ME17 2DE England

Tel: +44 (0)1622 858888

Fax: +44 (0)1622 850778

Email: [export@marleypd.co.uk](mailto:export@marleypd.co.uk)